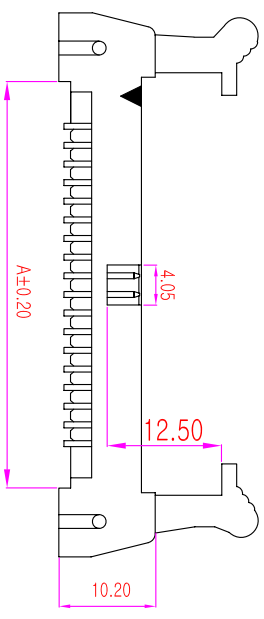
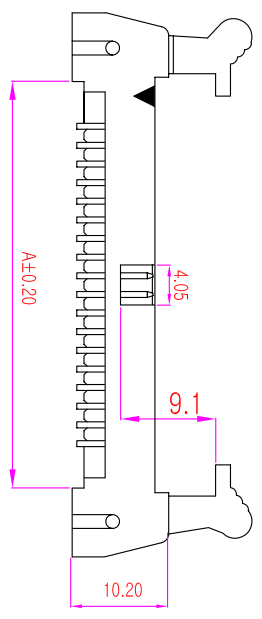
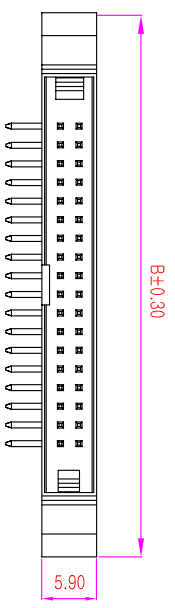
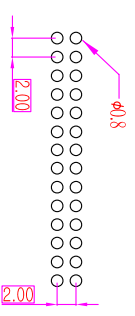


ROHS



**Recommended
P.C. Board Hole Layout**



Specifications
 Current Rating : 2 Amps
 Insulator Resistance : 1000 Megohms min.
 Contact Resistance : 20 m ohms max.
 Dielectric Withstanding : AC 600V
 Operating Temperature : -40°C ~ +105°C
 Contact Material : Brass
 Insulator Material : Polyester, UL 94V-0 Nylon-9T
 Contact Plated : See Option
 Standard: Full Gold Flash

Order Information

EHB1 - R 0 XX - X X XX

Serial No.:

Terminal Type:

R : Right Angle Type

No. Of Contact

Latch Option

L: Long Latch

S: Short Latch

Insulator Color Option

B: Black Color

G: Grey Color

Contact Plated

GA: Full Gold Flash

Pos.	A	B	C
10	10.00	25.90	8.00
12	12.00	27.90	10.00
14	14.00	29.90	12.00
16	16.00	31.90	14.00
20	20.00	35.90	18.00
22	22.00	37.90	20.00
24	24.00	39.90	22.00
26	26.00	41.90	24.00
30	30.00	45.90	28.00
32	32.00	47.90	32.00
34	34.00	49.90	32.00
40	40.00	55.90	38.00
44	44.00	59.90	42.00
50	50.00	65.90	48.00
60	60.00	75.90	58.00

GENERAL TOLERANCE

X. ± 0.50	X. ° ± 5°
.X ± 0.20	.X ° ± 2°
.XX ± 0.10	.XX ° ± 1°

DATE:2009/03/31 S5Q

單位 (UNIT)

mm

審核 (APPROVAL)

Alice

料號 (PART NO.)

EHB1-R0XX-XXXX

校對 (CHECKED)

Mary

製圖 (DRAWN)

Fen-Fen

圖號 (DWG NO.)

EHB1-R0XX

比例 (SCALE)

3:1

角法 (PROJ.)

圖號 (DWG NO.)

EHB1-R0XX

圖號 (DWG NO.)

EHB1-R0XX

圖號 (DWG NO.)

EHB1-R0XX

IV 宏允企業有限公司
 IO PARTS Enterprise Co., Ltd.
 名稱 (TITLE): Full Latch Pitch :2.00mm
 Right Angle Type

Rev	Modification	Date	Validate
-----	--------------	------	----------