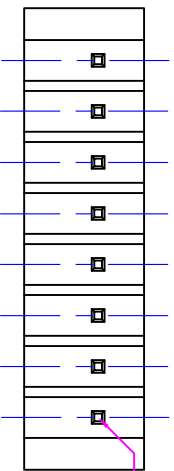
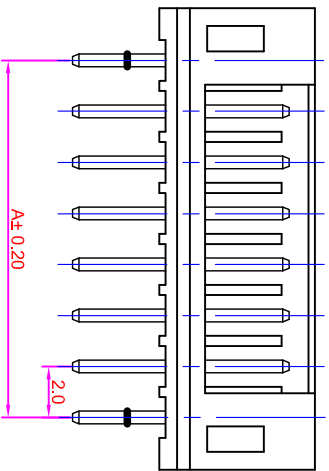
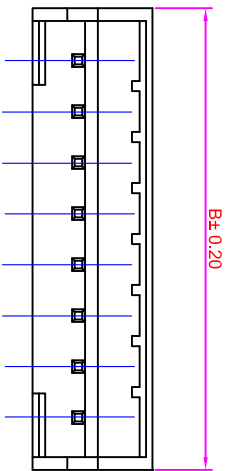
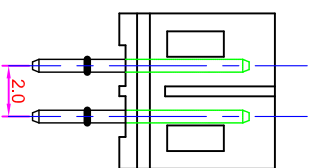


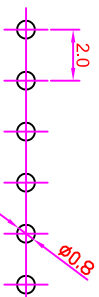
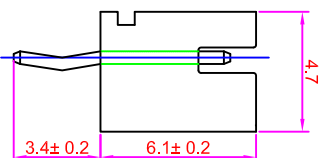
ROHS



0.5mm Square Pin



2 Pins



Recommended P.C. Board Hole Layout

MATERIAL:

WAFER:HIGH TEMPERA TURE PLASTIC NYLON66 UL94V-0
PIN:HIGH STRENGTH BRASS
WITH TIN OVER NICKEL PLATED

SPECIFICATION:

CURRENT RATE: 1 AMP
INSULATION RESISTANCE: 1000 MΩ MIN
Contact Resistance: 20m Ω max.
DIELECTRIC VOLTAGE: 800 V AC FOR ONE MINUTE
OPERATION TEMPERATURE: -25°C ~ +85°C
Applicable PC Board Thickness: 0.8 to 1.6mm

Order Information

WA2001J - S 0 XX - 0 0 XX

Serial Type

Terminal Type
S : Straight Type

No. of Contacts
02 ~ 15

Contact Plating
TA : Tin Plated

Poles	Dimension mm		Poles	Dimension mm	
	A	B		A	B
2	2.0	6.1	9	16.0	20.1
3	4.0	8.1	10	18.0	22.1
4	6.0	10.1	11	20.0	24.1
5	8.0	12.1	12	22.0	26.1
6	10.0	14.1	13	24.0	28.1
7	12.0	16.1	14	26.0	30.1
8	14.0	18.1	15	28.0	32.1

GENERAL TOLERANCE		單位 (UNIT)	料號 (PART NO.)	圖號 (DWG NO.)
X. ± 0.30	X. ° ± 5°	mm	WA2001J-S0XX-00TA	WA2001J-S0XX
.X X ± 0.20	.X ° ± 2°		審核 (CHECKED)	比例 (SCALE)
.X X ± 0.10	.X X ° ± 1°	Alice	Mary	Free
DATE:2009/06/30	SIZE		Fen-Fen	張數 (SHEET)
				1/1
				名稱 (TITLE):
				Pitch : 2.0mm Wire To Board
				Straight Type


宏允企業有限公司
 IO PARTS Enterprise Co., Ltd.