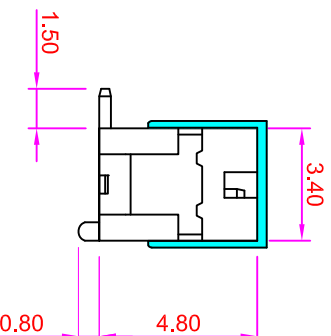
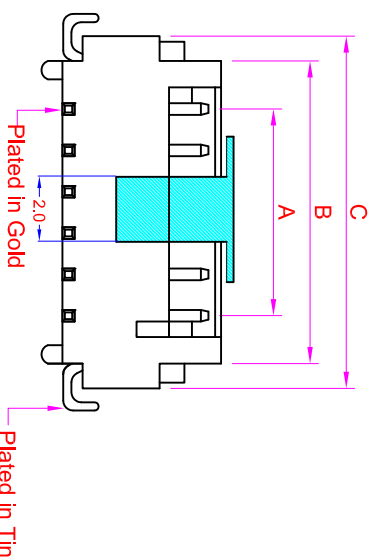
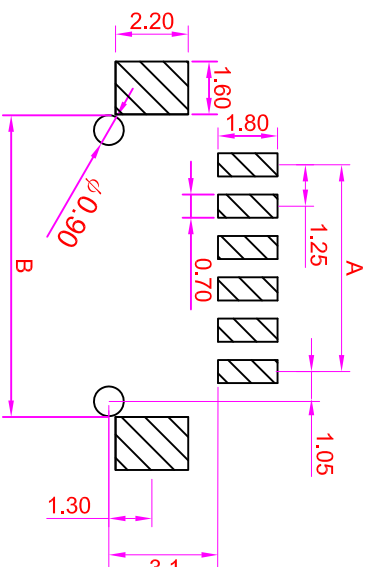
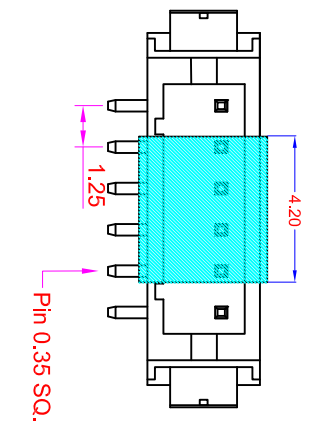


ROHS

**Recommended
P.C. Board SMD Layout**



SPECIFICATIONS

Current Rating : 1A AC,DC
 Voltage Rating : 100V AC,DC
 Temperature Range : -25°C~+85°C
 Contact Resistance : 20mΩ Max.
 Insulation Resistance : 500MΩ Min.
 Withstanding Voltage : 500V AC/Min.
 Pin Material : Brass/Tin-plated
 Solder Tabs : Phosphor Bronze/Tin-plated
 Material : Nylon 6T, UL94V-0

Order Information

WA1251F - M 0 XX - V 0 XX - XX
 Serial Type
 Terminal Type
 M : SMD Type
 No. of Contacts
 02 ~ 15
 Type Option
 V : Vertical Type
 Contact Plating
 TA : Tin Plated
 GA : Gold Plated
 Cap Option
 B : Blank (Non Cap)
 P : CAP
 Packing Method
 T : Tube
 R : Tape and Reel

Poles	Dimensions			Dimensions		
	A	B	C	A	B	C
02	1.25	4.15	6.25	09	10.00	12.90
03	2.50	5.40	7.50	10	11.25	14.15
04	3.75	6.65	8.75	11	12.50	15.40
05	5.00	7.90	10.00	12	13.75	16.65
06	6.25	9.15	11.25	13	15.00	17.90
07	7.50	10.40	12.50	14	16.25	19.15
08	8.75	11.65	13.75	15	17.50	20.40

GENERAL TOLERANCE		單位 (UNIT)	料號 (PART NO.)	圖號 (DWG NO.)	廠名 (TITLE)
X. ± 0.50	X. ° ± 5°	mm	WA1251F-M0XX-V0TA-XX	WA1251F-M0XX	IO PARTS Enterprise Co., Ltd.
.X ± 0.20	.X ° ± 2°	審核 (APPROVAL)		比例 (SCALE)	1/1
.XX ± 0.10	.XX ° ± 1°	Alice	Mary	張數 (SHEET)	A
DATE:2008/03/05	SEZ		Fen-Fen	更改 (REV.)	

J 1 2 3 4 5 6 7 8 9 10 11 12

IO 矽允企業有限公司
 IO PARTS Enterprise Co., Ltd.
 名稱 (TITLE) : Pitch : 1.25mm Wire To Board
 Vertical SMD Type

Rev	Modification Content	Date	Validate
-----	----------------------	------	----------