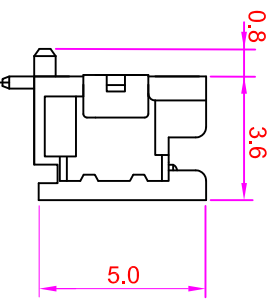
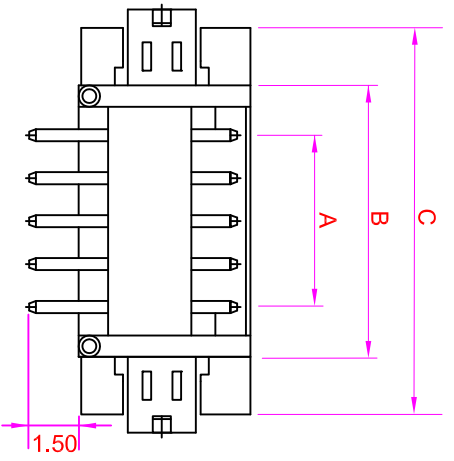
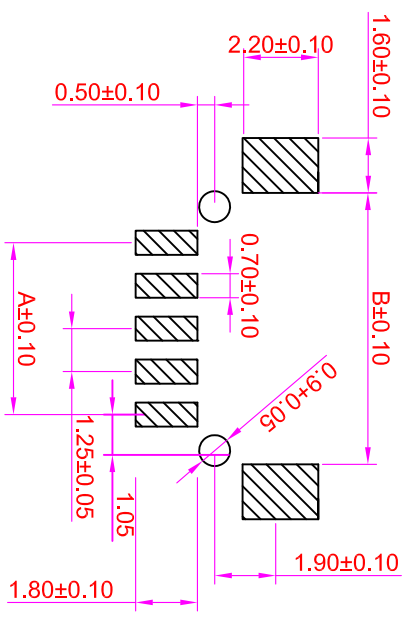


ROHS

**Recommended
P.C. Board SMD Layout**



SPECIFICATIONS

Current Rating : 1A AC,DC
 Voltage Rating : 100V AC,DC
 Temperature Range : -25°C~+85°C
 Contact Resistance : 20mΩ Max.
 Insulation Resistance : 500MΩ Min.
 Withstanding Voltage : 500V AC/Min.
 Pin Material : Brass/Tin-plated
 Solder Tabs : Phosphor Bronze/Tin-plated
 Material : Nylon 6T, UL94V-0

Order Information

WA1251F - M 0 XX - R 0 XX - X X
 Serial Type _____
 Terminal Type _____
 M : SMD Type _____
 No. of Contacts _____
 02 ~ 15
 Type Option _____
 R : Right Angle Type _____
 Contact Plating _____
 TA : Tin Plated _____
 Cap Option _____
 B : Blank (Non Cap)
 F : Film _____
 Packing Method _____
 B : Blank (Non Cap)
 F : Film _____

Poles	Dimensions			Poles	Dimensions		
	A	B	C		A	B	C
02	1.25	4.15	6.25	09	10.00	12.90	15.00
03	2.50	5.40	7.50	10	11.25	14.15	16.25
04	3.75	6.65	8.75	11	12.50	15.40	17.50
05	5.00	7.90	10.00	12	13.75	16.65	18.75
06	6.25	9.15	11.25	13	15.00	17.90	20.00
07	7.50	10.40	12.50	14	16.25	19.15	21.25
08	8.75	11.65	13.75	15	17.50	20.40	22.50

GENERAL TOLERANCE		單位 (UNIT)	料號 (PART NO.)	圖號 (DWG. NO.)	比例	張數	1/1	玆允企業有限公司 IO PARTS Enterprise Co.,Ltd.
X. ± 0.50	X. ° ± 5°	mm	WA1251F-M0XX-R0TA-XX	WA1251F-M0XX	Free	重裝	A	
X. ± 0.20	X. ° ± 2°	Alice	Mary	Fen-Fen	補法	更改		名稱 (TITLE): Wire To Board Pitch:1.25mm Water / Right Angle SMD Type
.XX ± 0.10	.XX ° ± 1°				PROL	REV.		
DATE:2006/03/05	SBZ							

Rev	Modification Content	Date	Validate