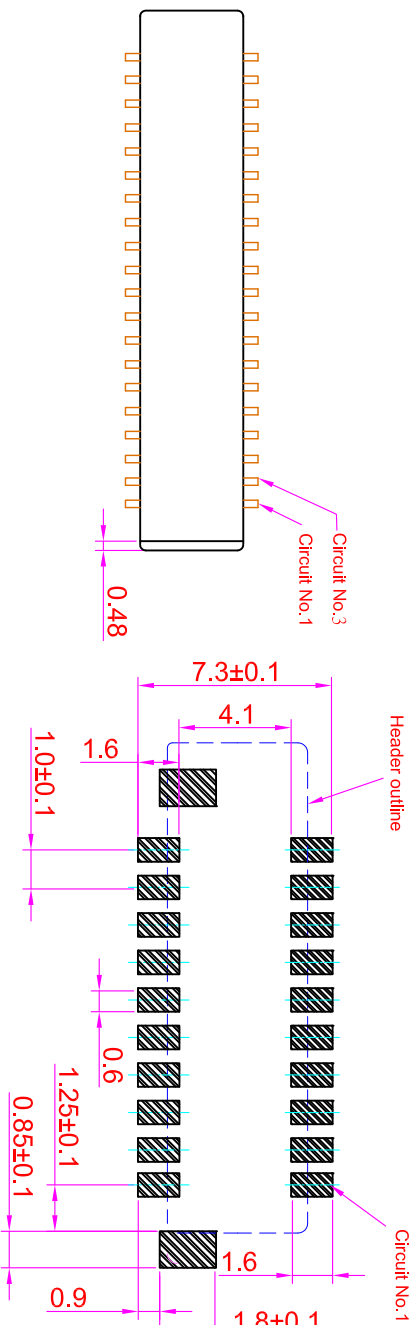


ROHS

**Recommended
P.C. Board SMD Layout**

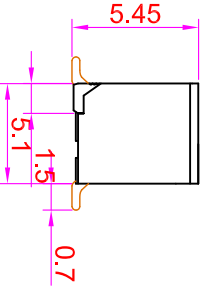
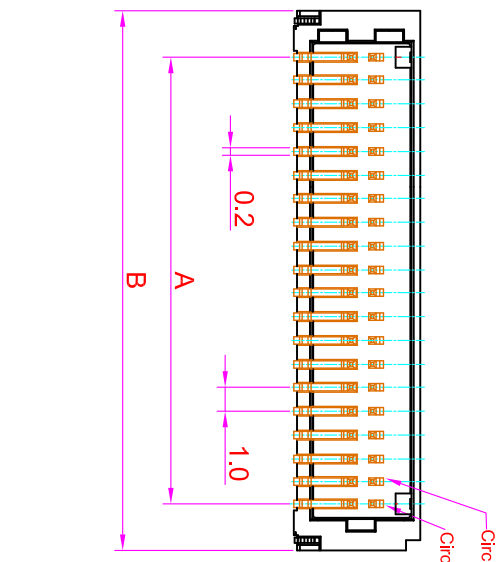


Specifications

Voltage Rating: 50VAC DC
 Current Rating: 1.0A AC DC
 Contact Resistance: Initial value/20mΩmax
 After environmental testing/40mΩmax
 Insulation Resistance: 100MΩmin
 Temperature Range: -40°C~+105°C
 Withstanding voltage:500V AC/minute
 Header contact: Phosphor Bronze, Tin Plated
 Water: Glass-filled polyamide, UL94V-0, natural(Ivory)
 Solder tad: Brass, copper-undercoated, tin/lead-plated

Order Information

WA1001-M2XX-R0TA-XX
 Serial No. _____
 Terminal Type _____
 M : SMD Type _____
 Pin Type _____
 2 : Dual Row _____
 No. of Contact Per Row _____
 Type Option _____
 R : Right Angle _____
 Contact Plated _____
 Type Option _____
 B : No Cap _____
 F : Film _____
 Type Option _____
 T : Tube _____
 R : Tape & Reel _____



Circuits	Dimension mm	
	A	B
2*10	9.0	13.10
2*15	14.0	18.10
2*20	19.0	23.10
2*25	24.0	28.10

GENERAL TOLERANCE	
X. ± 0.50	X. ° ± 5°
. X ± 0.20	. X ° ± 2°
. . X X ± 0.10	. . X X ° ± 1°
DATE:2019/11/19	SBZ

GENERAL TOLERANCE		料號 (PART NO.)		圖號 (DWG NO.)		名額 (TITLE):	
X. ± 0.50	X. ° ± 5°	WA1001-M2XX-R0TA-XX	WA1001-M2XX	比例	張數	IO PARTS Enterprise Co., Ltd.	Pitch : 1.0 Wire To Board
. X ± 0.20	. X ° ± 2°	檢驗 (CHECKED)	Fen-Fen	SCALE	SHEET	IO PARTS Enterprise Co., Ltd.	Dual Row R/ A SMD Type
. . X X ± 0.10	. . X X ° ± 1°	圖圖 (DRAWN)	Mary	角法	REV.	IO PARTS Enterprise Co., Ltd.	
DATE:2019/11/19	SBZ	審核 (APPROVAL)	Alice	PROL	A	IO PARTS Enterprise Co., Ltd.	

Rev	Modification	Date	Validate
9			
10			
11			
12			