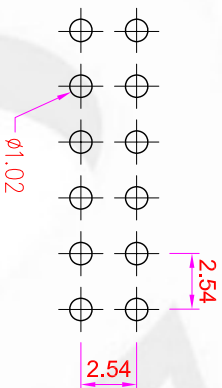
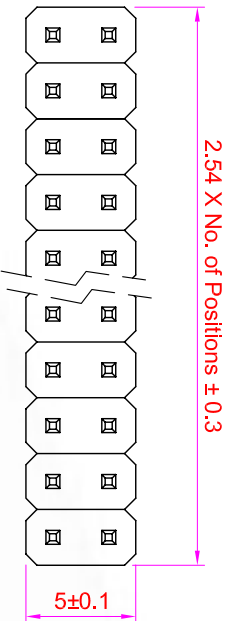


ROHS



**Recommended
P.C. Board Hole Layout**

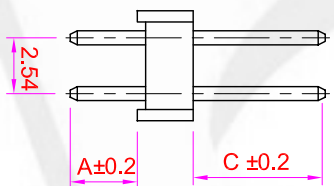
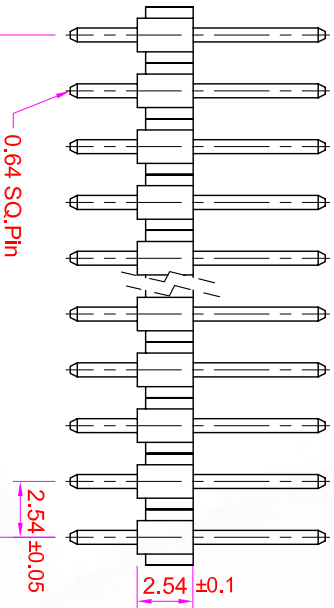
Specifications
 Current Rating : 3 Amps
 Insulator Resistance : 1000 Megohms min.
 Contact Resistance : 20 m ohms max.
 Dielectric Withstanding : AC 600V
 Operating Temperature : -40°C ~ +105°C
 Contact Material : Brass
 Insulator Material : Polyester, UL 94V-0 P.B.T.
 Contact Plated : See Option
 Standard: Full Gold Flash

Order Information

PHA1 - S 2 XX - XX XX

Serial Type _____
 Terminal Type _____
 S : Straight Type _____
 Row Type _____
 2 : Dual Row _____
 No. of Pin per Row _____
 Terminal Dim. _____
 01. A=3.0mm , C=6.0mm (Standard)
 02. A=... , C=...
 03. A=... , C=...
 Contact Plating _____

Contact Plating Option	Full Gold Plating	Gold Plating On Contact Area Tin Plating On Solder Area	Full Tin Plating
GA : Gold Flash GC : Gold 10u" GD : Gold 15u" GE : Gold 30u"	SA : Gold Flash SC : Gold 10u" SD : Gold 15u" SE : Gold 30u"	TA : Tin 100u"	



2.54 X No. of Contacts - 2.54 ± 0.25

GENERAL TOLERANCE		單位 (UNIT)		料號 (PART NO.)		圖號 (DWG NO.)		Rev		Modification		Date		Validate	
X. ± 0.50	X. ° ± 5°	mm	mm	PHA1-S2XX-XXXX	PHA1-S2XX	比例 SCALE 3.1	張數 SHEET 1/1	Rev							
.X ± 0.20	.X ° ± 2°	Alice	Alice	Mary	Fen-Fen	角法 PROJ.	更迭 REV.	A							
.X X ± 0.10	.X X ° ± 1°	審核 (APPROVAL)	料號 (CHECKED)	製圖 (DRAWING)	圖號 (DWG NO.)	角法 PROJ.	更迭 REV.								
DATE:2008/03/05	SSV1														

IO PARTS 允企業有限公司
 IO PARTS Enterprise Co., Ltd.

名稱 (TITLE): Pin Header P:2.54 X 2.54mm
 Profile:2.54mm, Dual Row, Straight Type