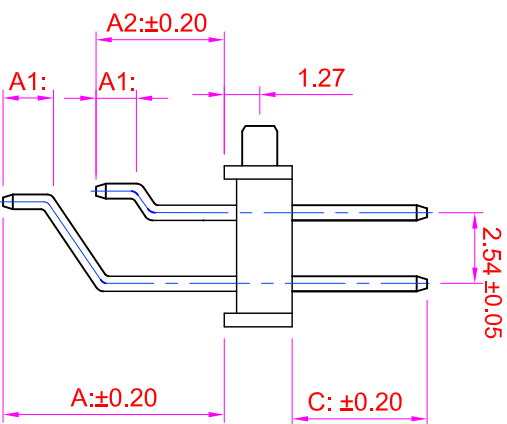
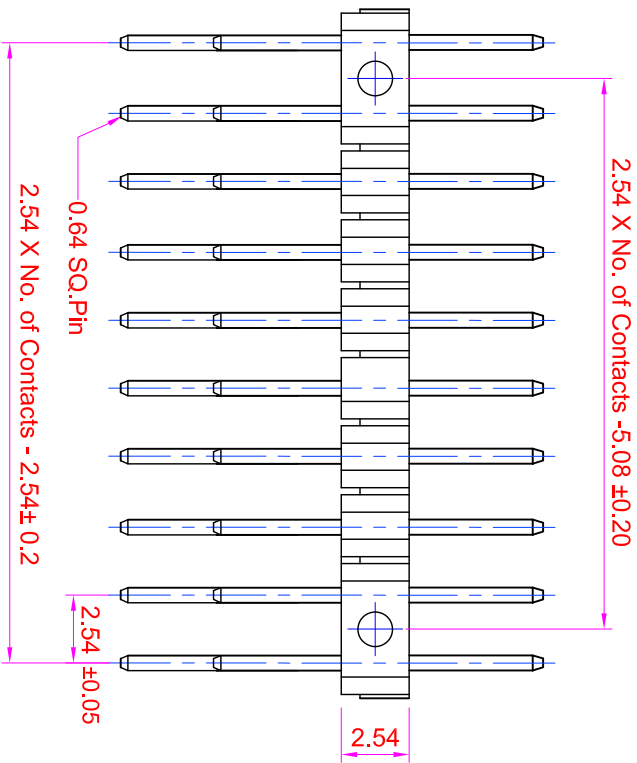
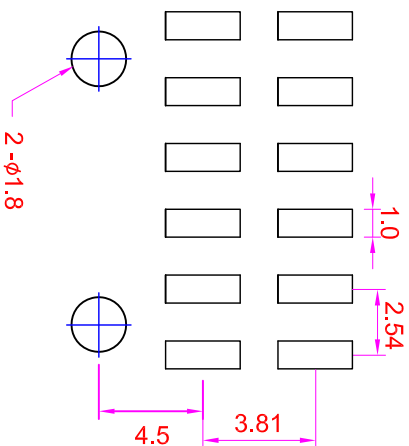
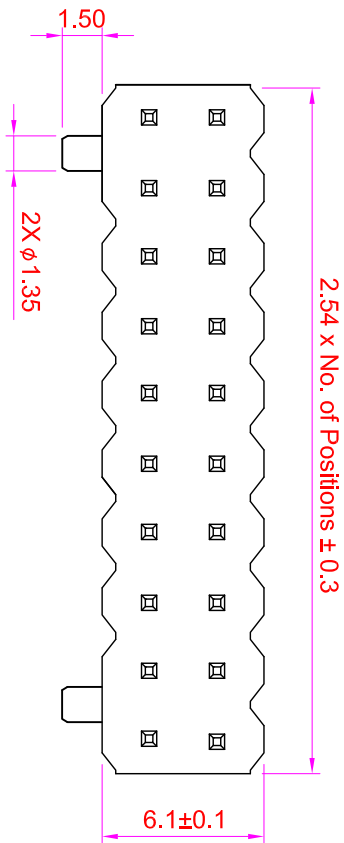


ROHS

Recommended P.C. Board SMD Layout



Specifications
 Current Rating : 3 Amps
 Insulator Resistance : 1000 Megohms min.
 Contact Resistance : 20 m ohms max.
 Dielectric Withstanding : AC 600V
 Operating Temperature : -40°C ~ +105°C
 Contact Material : Brass
 Insulator Material : Polyester, UL 94V-0 Nylon-6T
 Contact Plated : See Option
 Standard: Full Gold Flash

Order Information

PHA1 - H 2 XX - X XX XX - X X

- Serial No. _____
- Terminal Type _____
- H : Horizontal SMD Type
- Row Type _____
- 2 : Dual Row
- No. of Contact Per Row _____
- Post Option _____
- 1 : With Post
- Terminal Dom. _____
- 01 : A: ___mm A1: ___mm A2: ___mm C: ___mm
- Contact Plated _____
- Cap Option _____
- B: Non Cap
- P: Plastic Cap
- Packing Method _____
- T: Tube
- R: Tape & Reel

Contact Plating Option	Full Gold Plating	Gold Plating On Contact Area Tin Plating On Solder Area	Full Tin Plating
GA : Gold Flash GC : Gold 10u" GD : Gold 15u" GE : Gold 30u"	SA : Gold Flash SC : Gold 10u" SD : Gold 15u" SE : Gold 30u"	TA : Tin 100u"	

GENERAL TOLERANCE		單位 (UNIT)	
X. ± 0.50	X. ° ± 5°	mm	
.X ± 0.20	.X ° ± 2°		
.XX ± 0.10	.XX ° ± 1°		
DATE:2019/04/30	SUV-1		

料號 (PART NO.)	審核 (APPROVAL)	料號 (CHECKED)	製圖 (DRAWN)
PHA1-H2XX-XXXX-XX	Alice	Mary	Fen-Fen

圖號 (DWG NO.)	比例 (SCALE)	張數 (SHEET)	圖法 (PROJ.)
PHA1-H2XX	3:1	1/1	第一角 (REV.)

玆允企業有限公司
 IO PARTS Enterprise Co., Ltd.
 名稱 (TITLE): Pin Header P:2.54 X 2.54 mm
 H2.54mm, Horizontal SMD Type

Rev	Modification	Date	Validate