
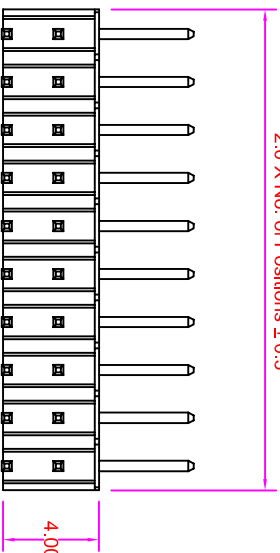


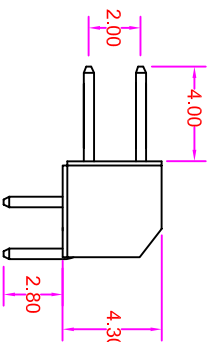
ROHS

2.0 X No. of Positions ± 0.3

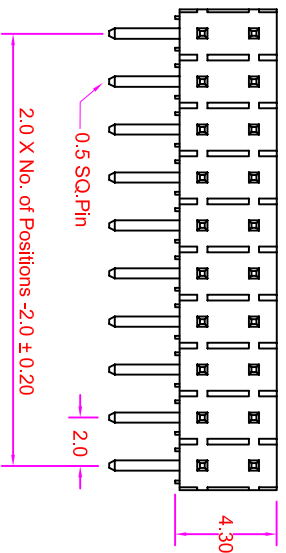


Recommended

P.C. Board Hole Layout



2.0 X No. of Positions -2.0 ± 0.20



Rev	Modification	Date	Validate

Specifications

- Current Rating : 2 Amps
- Insulator Resistance : 1000 Megohms min.
- Contact Resistance : 20 m ohms max.
- Dielectric Withstanding : AC 600V
- Operating Temperature : $-40^{\circ}\text{C} \sim +105^{\circ}\text{C}$
- Contact Material : Brass
- Insulator Material : Polyester, UL 94V-0 Nylon-6T
- Contact Plated : See Option

Standard: Full Gold Flash

Order Information

PHB6 - R 2 XX - XX XX

- Serial Type
- Terminal Type
- R : Right Angle Type
- Row Type
- 2 : Dual Row
- No. of Pin per Row
- Terminal Dim.
 - 01. A=4.0mm, C=2.8mm (Standard)
 - 02. A=..., C=...
 - 03. A=..., C=...
- Contact Plating

Contact Plating Option	Full Gold Plating	Gold Plating On Contact Area Tin Plating On Solder Area	Full Tin Plating
GA : Gold Flash GC : Gold 10u" GD : Gold 15u" GE : Gold 30u"	SA : Gold Flash SC : Gold 10u" SD : Gold 15u" SE : Gold 30u"	TA : Tin 100u"	

GENERAL TOLERANCE		單位 (UNIT)	料號 (PART NO.)	圖號 (DWG. NO.)	比例 (SCALE)	圖號 (DWG. NO.)	名稱 (TITLE)
X. ± 0.50	X. $\pm 5^{\circ}$	mm	PHB6-R2XX-XXXXX	PHB6-R2XX	3:1	PHB6-R2XX	Pin Header P:2.0 X 2.0mm
.X ± 0.20	.X $\pm 2^{\circ}$						H:4.3mm, Dual Row, Right Angle Type
.XX ± 0.10	.XX $\pm 1^{\circ}$						
DATE:2011/05/10	SSJ		Alice	Mary	Fen-Fen		

坊允企業有限公司
 IO PARTS Enterprise Co., Ltd.