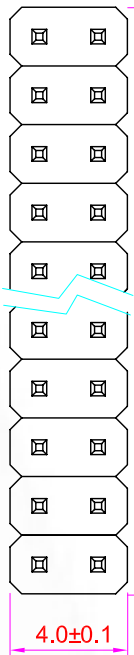
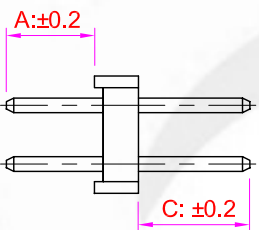
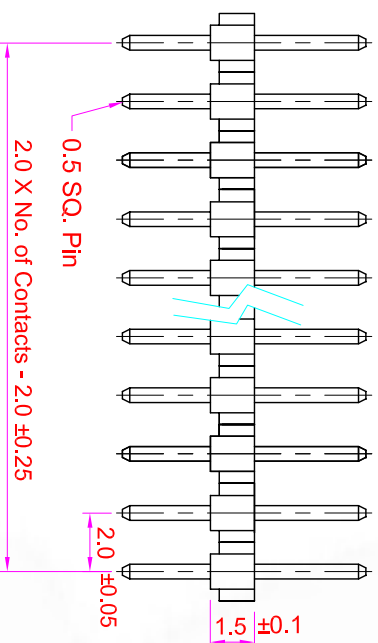
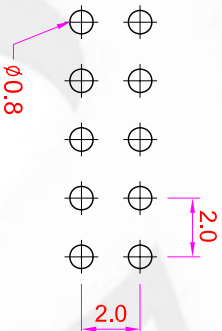


ROHS

2.0 X No. of Positions ± 0.35



Recommended P.C. Board Hole Layout



Specifications

Current Rating : 2 Amps
 Insulator Resistance : 1000 Megohms min.
 Contact Resistance : 20 m ohms max.
 Dielectric Withstanding : AC 500V
 Operating Temperature : -40°C ~ +105°C
 Contact Material : Brass
 Insulator Material : Polyester, UL 94V-0
 Standard : Nylon-6T
 Contact Plated : See Plating Option / Standard: Full Gold

Order Information

PHB1 - S 2 XX - XX XX

Serial No. _____
 Terminal Type _____
 S : Straight Type
 Row Type _____
 2 : Dual Row
 No. of Contact per Row _____
 Terminal Dim. Type _____
 01. A=2.8mm , C=4.0mm (Standard)
 02. A=..... , C=.....
 03. A=..... , C=.....
 Contact Plated _____

Contact Plating Option	Full Gold Plating	Gold Plating On Contact Area Tin Plating On Solder Area	Full Tin Plating
	GA : Gold Flash GC : Gold 10u" GD : Gold 15u" GE : Gold 30u"	SA : Gold Flash SC : Gold 10u" SD : Gold 15u" SE : Gold 30u"	TA : Tin 100u"

GENERAL TOLERANCE		單位 (UNIT)	料號 (PART NO.)	圖號 (DWG. NO.)	REV. 更改內容 MODIFICATION	
X ± 0.50	X ° ± 5°	mm	PHB1-S2XX-XXXX	PHB1-S2XX		
.X ± 0.20	.X ° ± 2°		審核 (CHECKED)	比例 (SCALE)	圖號 (DRAWING)	
.XX ± 0.10	.XX ° ± 1°	Alice	Mary	4 : 1	Fen-Fen	
				圖法 (PROJ.)	圖號 (REV.)	
				2008/10/01	1.0	
				名稱 (TITLE):		
				Pin Header P:2.0 X 2.0 mm		
				Dual Rows, Straight Type		

瓊允企業有限公司
 IO PARTS Enterprise Co., Ltd.