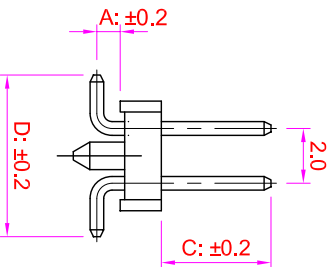
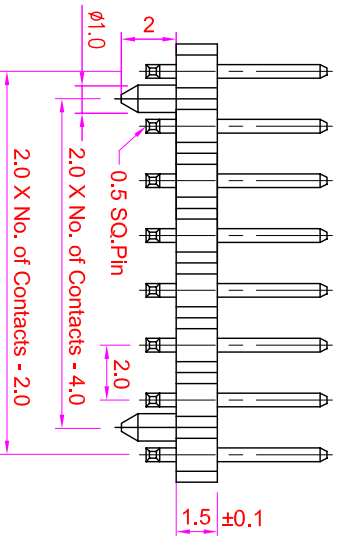
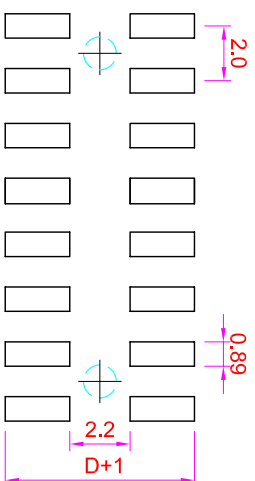
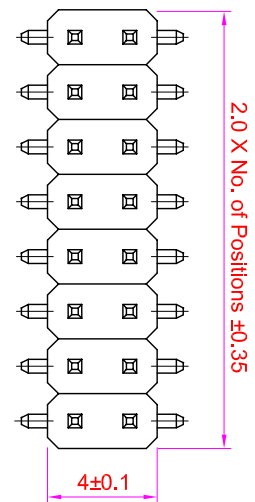


ROHS

Recommended
P.C. Board SMD Layout



Rev	Modification	Date	Validate

Specifications

- Current Rating : 2 Amps
- Insulator Resistance : 1000 Megohms min.
- Contact Resistance : 20 m ohms max.
- Dielectric Withstanding : AC 500V
- Operating Temperature : -40° C ~ +105° C
- Contact Material : Brass
- Insulator Material : Polyester, UL 94V-0 Nylon-6T
- Contact Plated : See Option
- Standard: Full Gold Flash

Order Information

- PHB1 - M 2 XX - X XX XX - X X
- Serial No.-
- Terminal Type
- M : SMD Type
- Row Type
- 2 : Dual Rows
- No. of Contact Per Row
- Post Option
- 0 : Without Post
- 1 : With Post
- Terminal Dim. Type
- XX. A=...mm, C=...mm, D=...mm
- Contact Plated
- Cap Option
- B : No CAP
- P : With CAP
- Packing Method
- P : Poly Bag

Contact Plating Option	Full Gold Plating	Gold Plating On Contact Area Tin Plating On Solder Area	Full Tin Plating
GA : Gold Flash GC : Gold 10u" GD : Gold 15u" GE : Gold 30u"	SA : Gold Flash SC : Gold 10u" SD : Gold 15u" SE : Gold 30u"	TA : Tin 100u"	

GENERAL TOLERANCE		單位 (UNIT)	料號 (PART NO.)	圖號 (DWG NO.)	比例 (SCALE)	張數 (SHEET)	名稱 (TITLE):
X. ± 0.50	X. ° ± 5°	mm	PHB1-M2XX-XXXXXX-XX	PHB1-M2XX	3:1	1/1	Pin Header P:2.0 X 2.0mm
.X X ± 0.20	.X ° ± 2°		審核 (CHECKED)	製圖 (DRAWN)	圖法 (PROJ.)	更改 (REV.)	IO PARTS Enterprise Co., Ltd.
.X X ± 0.10	.X X ° ± 1°	Alice	Mary	Fen-Fen		B	Profile : 1.5mm, Dual Row, SMD Type
DATE:2008/05/19	SSJ1						

IO PARTS Enterprise Co., Ltd.



J 1 2 3 4 5 6 7 8 9 10 11 12