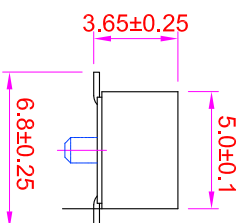
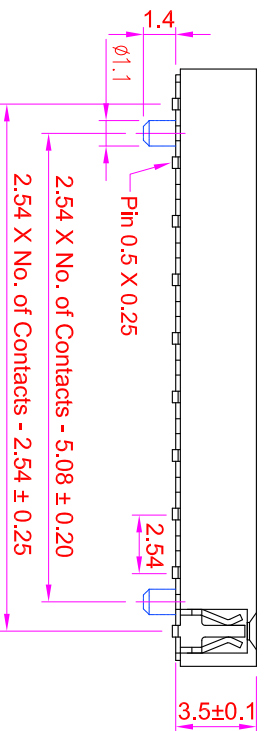
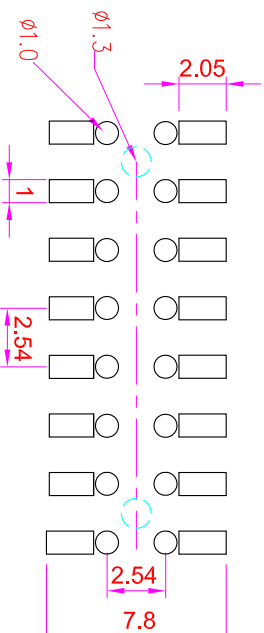
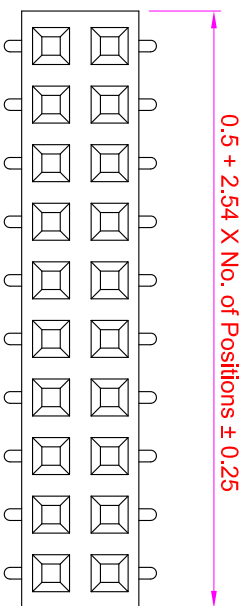


Recommended P.C. Board SMD Layout



Rev	Modification	Date	Drawn
B	Changed the P/N	2018/09/13	Fen-Fen

Specifications

- Current Rating : 3 Amps
- Insulator Resistance : 1000 Megohms min.
- Contact Resistance : 20 m ohms max.
- Dielectric Withstanding : AC 600V
- Operating Temperature : -40°C ~ +105°C
- Contact Material : Phosphor Bronze
- Insulator Material : Polyester, UL 94V-0 Nylon-9T
- Contact Plated : See Option
- Standard: Full Gold Flash

Order Information

- FHAH - M 2 XX - X 0 XX - M X
- Serial No. _____
 - Terminal Option _____
 - M : SMD Type _____
 - Row Option _____
 - 2 : Dual Row _____
 - No. of Contact Per Row _____
 - Post Option _____
 - 0 : Without Peg _____
 - 1 : With Peg _____
 - Contact Plated _____
 - Cap Option _____
 - B : Blank _____
 - F : Film _____
 - M : Metal Cap _____
 - P : Plastic Cap _____
 - Packing Method _____
 - T : In Tube _____
 - R : Tape & Reel _____

Contact Plating Option	Full Gold Plating	Gold Plating On Contact Area Tin Plating On Solder Area	Full Tin Plating
GA : Gold Flash GC : Gold 10u" GD : Gold 15u" GE : Gold 30u"	SA : Gold Flash SC : Gold 10u" SD : Gold 15u" SE : Gold 30u"	TA : Tin 100u"	

GENERAL TOLERANCE		單位 (UNIT)	料號 (PART NO.)	圖號 (DWG NO.)	比例 SCALE	張數 SHEET	名額 (TITLE)
X. ± 0.50	X. ° ± 5°	mm	FHAH-M2XX-10XX-MX	FHAH-M2XX-1	3:1	1/1	IO PARTS Enterprise Co., Ltd.
.X X ± 0.20	.X ° ± 2°	審核 (APPROVAL)	核對 (CHECKED)	製圖 (DRAWN)	布法 (PROJ.)	更改 (REV.)	Female Header P-2.54 X 2.54mm
.X X ± 0.10	.X X ° ± 1°	Alice	Mary	Fen-Fen	◎	A	Profile : 3.5mm, Dual Row, 3 Contacts SMD Type
DATE:2008/10/02	SCM1						