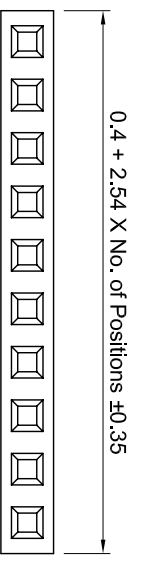

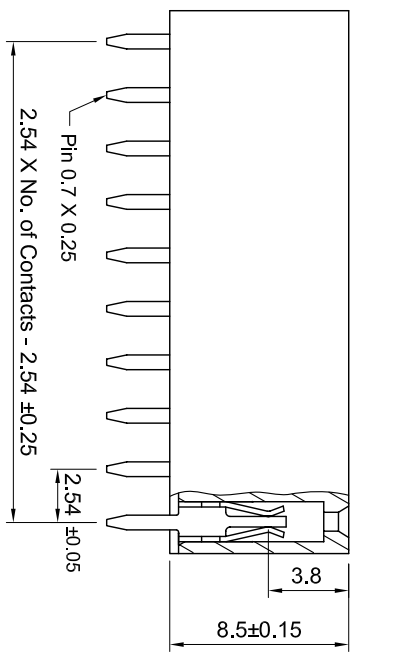
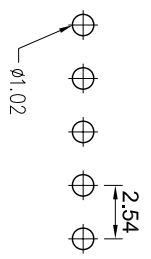


ROHS



**Recommended
P.C. Board Hole Layout**



Rev	Modification	Date	Drawn
B	Revised the terminal length (contact area)	2010.12.01	Fen-Fen

Specifications

- Current Rating : 3 Amps
- Insulator Resistance : 1000 Megohms min.
- Contact Resistance : 20 m ohms max.
- Dielectric Withstanding : AC 600V
- Operating Temperature : -40°C ~ +105°C
- Contact Material : Phosphor Bronze
- Insulator Material : Polyester, UL 94V-0 P.B.T.
- Contact Plated : See Option
- Standard: Full Gold Flash

Order Information

FHAF - S 1 XX - 0 0 XX - X
 Serial No. _____
 Terminal Type _____
 S : Straight Type
 Row Type _____
 1 : Single Row
 No. of Contact Per Row _____
 Contact Plated _____
 Insulator Material _____
 B : Blank - P.B.T. (Standard)
 N : Nylon-6T

Contact Plating Option	Full Gold Plating	Gold Plating On Contact Area Tin Plating On Solder Area	Full Tin Plating
GA : Gold Flash GC : Gold 10u" GD : Gold 15u" GE : Gold 30u"	SA : Gold Flash SC : Gold 10u" SD : Gold 15u" SE : Gold 30u"	TA : Tin 100u"	

GENERAL TOLERANCE	
X. ± 0.50	X. ° ± 5 °
.X ± 0.20	.X ° ± 2 °
.XX ± 0.10	.XX ° ± 1 °
DATE:2010/07/20/1	SCM1

單位 (UNIT)	料號 (PART NO.)	製圖 (DRAWN)	核對 (CHECKED)
mm	FHAF-S1XX-00XX-X	Fen-Fen	Mary
Alice			

圖號 (DWG NO.)	比例 SCALE	張數 SHEET	更改 REV.
FHAF-S1XX	3:1	1/1	B

坵允企業有限公司
 IO PARTS Enterprise Co., Ltd.
 名稱 (TITLE): Female Header P2.54mm
 Profile : 8.5mm, Single Row, Straight Type