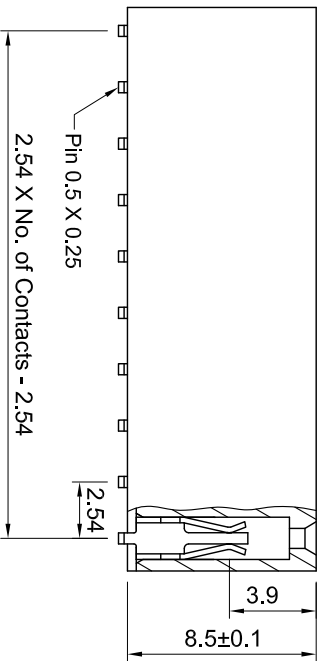
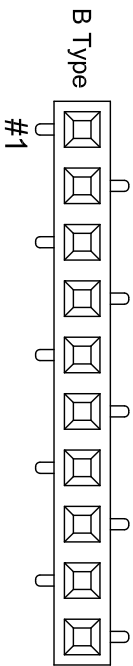
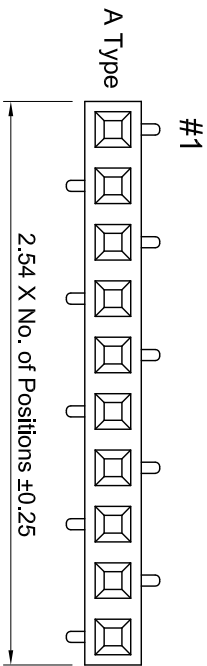
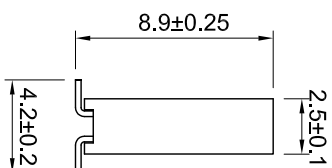
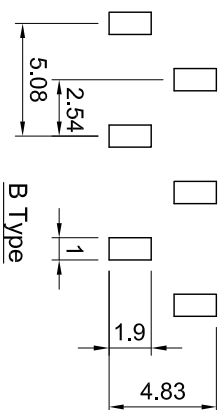
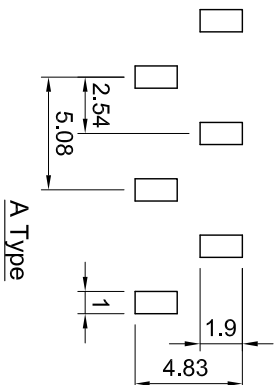


ROHS



Recommended P.C. Board SMD Layout



Rev	Modification	Date	Drawn
B	Revised the terminal length (contact area)	2011.02.01	Fen-Fen

Specifications

Current Rating : 3 Amps
 Insulator Resistance : 1000 Megohms min.
 Contact Resistance : 20 m ohms max.
 Dielectric Withstanding : AC 600V
 Operating Temperature : -40°C ~ +105°C
 Contact Material : Phosphor Bronze
 Insulator Material : Polyester, UL 94V-0 Nylon-9T
 Contact Plated : See Option
 Standard: Full Gold Flash

Order Information

FHAF - M 1 XX - 0 X XX - XX
 Serial No. _____
 Terminal Type _____
 M : SMD Type
 Row Type _____
 1 : Single Row
 No. of Contact per Row _____
 Pin Option _____
 A : A Type
 B : B Type
 Contact Plated _____
 Cap Option _____
 B : Blank
 F : Film
 M : Metal Cap
 P : Plastic Cap
 Packing Method _____
 T : In Tube
 R : Tape & Reel

Contact Plating Option	Full Gold Plating	Gold Plating On Contact Area Tin Plating On Solder Area	Full Tin Plating
GA : Gold Flash GC : Gold 100" GD : Gold 150" GE : Gold 300"	SA : Gold Flash SC : Gold 100" SD : Gold 150" SE : Gold 300"	TA : Tin 100u"	

GENERAL TOLERANCE		單位 (UNIT)	
X ± 0.50	X $\pm 5^\circ$	mm	
.X ± 0.20	.X $\pm 2^\circ$		
.XX ± 0.10	.XX $\pm 1^\circ$		
DATE:2011.02.01	SCM1		

料號 (PART NO.)	單位 (UNIT)	審核 (APPROVAL)
FHAF-M1XX-0XXX-XX	mm	Alice
料號 (CHECKED)		Mary
製圖 (DRAWN)		Fen-Fen

圖號 (DWG. NO.)	比例 (SCALE)	圖紙 (SHEET)
FHAF-M1XX-0X	3:1	1/1
圖號 (REV.)		B

名稱 (TITLE):	名稱 (TITLE):
Female Header P2.54mm	Profile : 8.5mm, Single Row, SMD Type