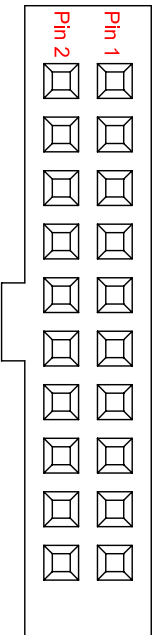
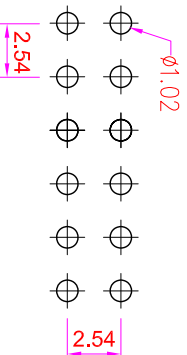


ROHS

4.7 + 2.54 X No. of Positions ±0.3



**Recommended
P.C. Board Hole Layout**



Rev	Modification	Date	Checked
B	Changed Insulator Dimensions	2009/04/08	Fen-Fen
C	Revised Terminal From 3.2mm to 3.1mm Dimensions	2011/06/08	Fen-Fen

Specifications

Current Rating : 3 Amps
 Insulator Resistance : 1000 Megohms min.
 Contact Resistance : 20 m ohms max.
 Dielectric Withstanding : AC 600V
 Operating Temperature : -40°C ~ +105°C
 Contact Material : Brass
 Insulator Material : Polyester, UL 94V-0 P.B.T.
 Contact Plated : See Option
 Standard: Full Gold Flash

Order Information

FHAD - S 2 XX - 1 0 XX - X

Serial Type

Terminal Type

S : Straight Type

Row Type

2 : Dual Row

No. of Pin Per Row

Polarization Option

0 : Without Polarization Bump

1 : With Polarization Bump

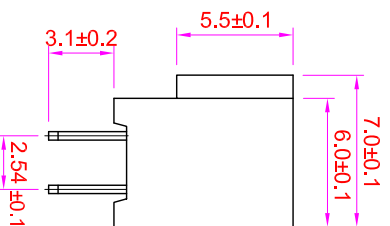
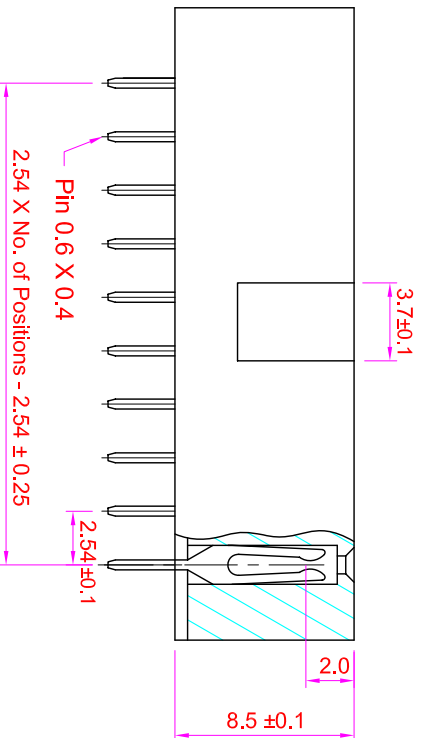
Contact Plating

Insulator Option

Blank : P.B.T.(Standard)

N: Nylon-6T

Contact Plating Option	Full Gold Plating	Gold Plating On Contact Area Tin Plating On Solder Area	Full Tin Plating
GA : Gold Flash GC : Gold 10u" GD : Gold 15u" GE : Gold 30u"	SA : Gold Flash SC : Gold 10u" SD : Gold 15u" SE : Gold 30u"	TA : Tin 100u"	



GENERAL TOLERANCE

X. ± 0.50	X. ° ± 5°
.X ± 0.20	.X ° ± 2°
.XX ± 0.10	.XX ° ± 1°

單位 (UNIT)

mm

料號 (PART NO.)

FHAD-S2XX-01XX-X

圖號 (DWG NO.)

FHAD-S2XX

比例 SCALE

3:1

張數 SHEET

1/1

名稱 (TITLE):

Female Header P2.54 X 2.54mm

IO PARTS Enterprise Co.,Ltd.
 Profile: 8.5mm, Dual Row, Straight Dip Type

1 2 3 4 5 6 7 8 9 10 11 12