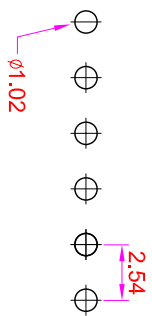
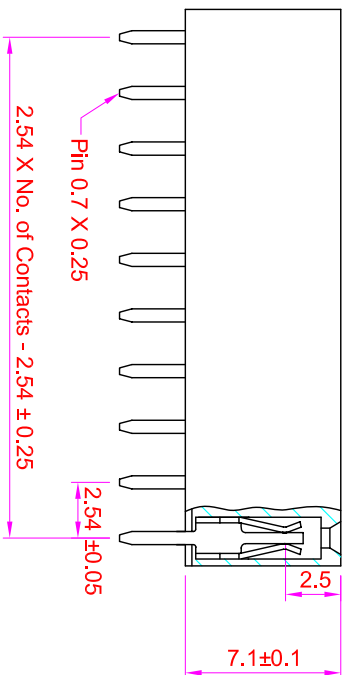
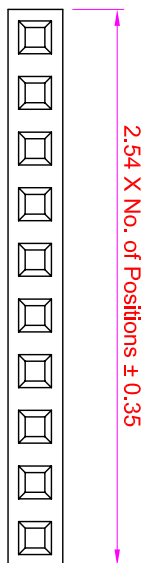
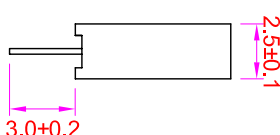


ROHS



**Recommended  
P.C. Board Hole Layout**



Rev	Modification	Date	Drawn
B	Revised terminal length (contact area)	2010.12.01	Fen-Fen

**Specifications**

- Current Rating : 3 Amps
- Insulator Resistance : 1000 Megohms min.
- Contact Resistance : 20 m ohms max.
- Dielectric Withstanding : AC 600V
- Operating Temperature : -40°C ~ +105°C
- Contact Material : Phosphor Bronze
- Insulator Material : Polyester, UL 94V-0 Nylon-6T
- Contact Plated : See Option
- Standard: Full Gold Flash

**Order Information**

FHAB - S 1 XX - 00 XX  
 Serial No. \_\_\_\_\_  
 Terminal Type \_\_\_\_\_  
 S : Straight Type  
 Row Type \_\_\_\_\_  
 1 : Single Row  
 No. of Contact Per Row \_\_\_\_\_  
 Contact Plated \_\_\_\_\_

Contact Plating Option	Full Gold Plating	Gold Plating On Contact Area Tin Plating On Solder Area	Full Tin Plating
GA : Gold Flash GC : Gold 10" GD : Gold 15" GE : Gold 30"	SA : Gold Flash SC : Gold 10" SD : Gold 15" SE : Gold 30"	TA : Tin 1000"	

GENERAL TOLERANCE		單位 (UNIT)	料號 (PART NO.)	圖號 (DWG NO.)	名廠 (TITLE)	
X. $\pm 0.50$	X. $\pm 5^\circ$	mm	FHAB-S1XX-00XX	FHAB-S1XX	IO PARTS Enterprise Co., Ltd.	
.X $\pm 0.20$	.X $\pm 2^\circ$	審核 (APPROVAL)	核對 (CHECKED)	製圖 (DRAWN)	名稱 (TITLE) : Female Header P-2.54 x 2.54mm	
.XX $\pm 0.10$	.XX $\pm 1^\circ$				Profile : 7.1mm, Single Row, Straight Type	
DATE: 2010.02.01	SCM1	Alice	Mary	Fen-Fen	比例 (SCALE)	張數 (SHEET)
					3:1	1/1
					方法 (PROJ.)	更改 (REV.)
						B

**IO PARTS Enterprise Co., Ltd.**