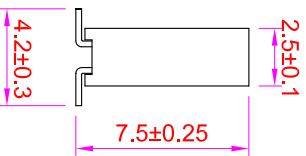
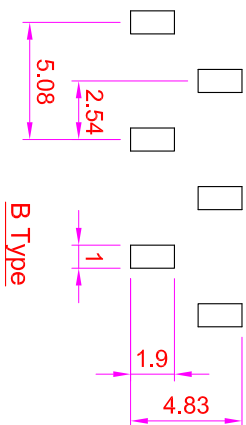
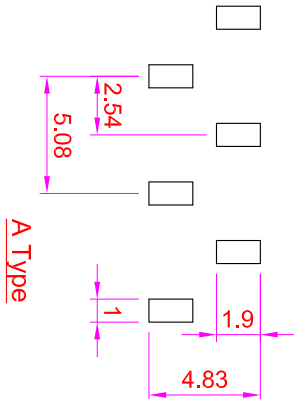
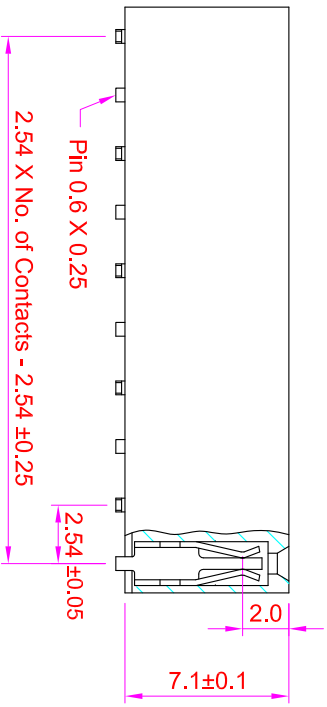
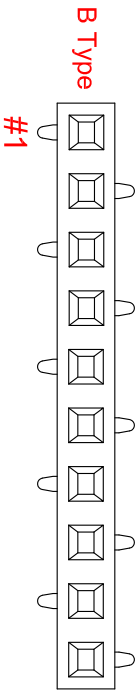
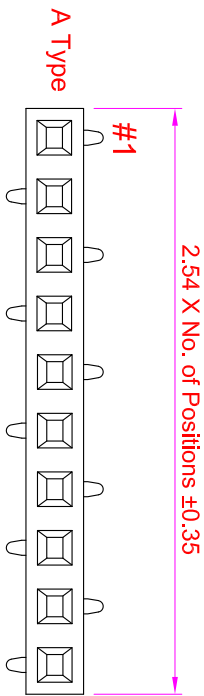


ROHS

Recommended P.C. Board SMD Layout



Rev	Modification	Date	Drawn
B	Revised terminal length (contact area)	2011.02.01	Fen-Fen
C	Revised terminal length (contact area)	2011.07.27	Fen-Fen

Specifications

- Current Rating : 3 Amps
- Insulator Resistance : 1000 Megohms min.
- Contact Resistance : 20 m ohms max.
- Dielectric Withstanding : AC 600V
- Operating Temperature : -40°C ~ +125°C
- Contact Material : Phosphor Bronze
- Insulator Material : Polyester, UL 94V-0 Nylon-9T
- Contact Plated : See Option
- Standard: Full Gold Flash

Order Information

- FHAB - M 1 XX - 0 X XX - XX
- Serial No. _____
 - Terminal Type _____
 - M : SMD Type
 - Row Type _____
 - 1 : Single Row
 - No. of Contact per Row _____
 - Pin Option _____
 - A : A Type
 - B : B Type
 - Contact Plated _____
 - Cap Option _____
 - B : No Cap
 - F : Film
 - M : Metal Cap
 - P : Plastic Cap
 - Packing Method _____
 - T : In Tube
 - R : Tape & Reel

Contact Plating Option	Full Gold Plating	Gold Plating On Contact Area Tin Plating On Solder Area	Full Tin Plating
GA : Gold Flash GC : Gold 10u" GD : Gold 15u" GE : Gold 30u"	SA : Gold Flash SC : Gold 10u" SD : Gold 15u" SE : Gold 30u"	TA : Tin 100u"	

GENERAL TOLERANCE		單位 (UNIT)	料號 (PART NO.)	圖號 (DWG NO.)	比例 SCALE	張數 SHEET	名額 (TITLE):
X. ± 0.50	X. ° ± 5°	mm	FHAB-M1XX-0XXX-XX	FHAB-M1XX-0X	3:1	1/1	Female Header P2.54mm
.X ± 0.20	.X ° ± 2°	Alice	檢驗 (CHECKED) Mary	製圖 (DRAWN) Fen-Fen	布法 PROJ.	REV.	Profile : 7.1mm, Single Row, SMD Type
.XX ± 0.10	.X X ° ± 1°	審核 (APPROVAL)	DATE:2011.02.01	SCM1			

玖允企業有限公司
IO PARTS Enterprise Co., Ltd.