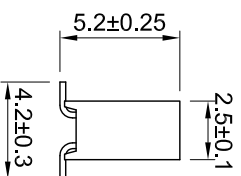

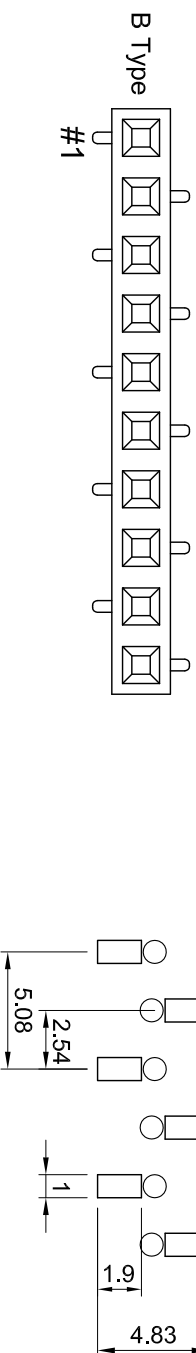
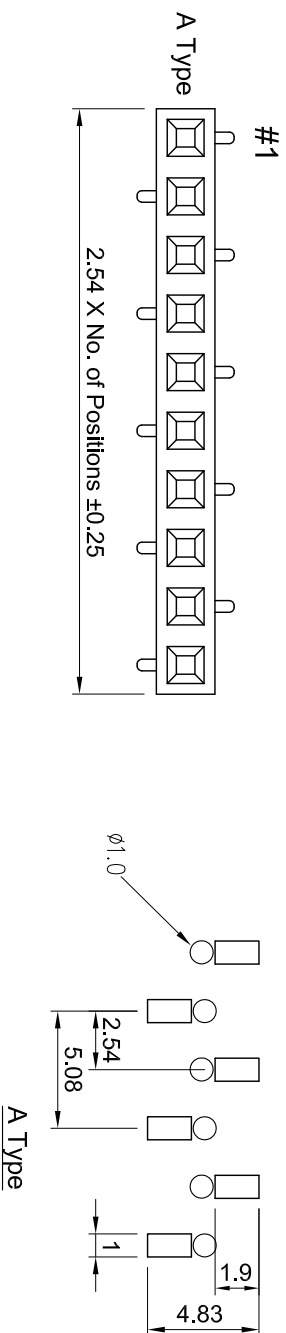


ROHS

Recommended P.C. Board SMD Layout



Rev	Modification	Date	Validate

Specifications

Current Rating : 3 Amps
 Insulator Resistance : 1000 Megohms min.
 Contact Resistance : 20 m ohms max.
 Dielectric Withstanding : AC 600V
 Operating Temperature : -40°C ~ +105°C
 Contact Material : Phosphor Bronze
 Insulator Material : Polyester, UL 94V-0 Nylon-6T
 Contact Plated : See Option
 Standard: Full Gold Flash

Order Information

FHAA - M 1 XX - 0 X XX - X X
 Serial No. _____
 Terminal Type _____
 M : SMD Type
 Row Type _____
 1 : Single Row
 No. of Contact per Row _____
 Pin Option _____
 A : A Type
 B : B Type
 Contact Plated _____
 Cap Option _____
 B : Blank
 F : Film
 M : Metal Cap
 P : Plastic Cap
 Packing Method _____
 T : In Tube
 R : Tape & Reel

Contact Plating Option	Full Gold Plating	Gold Plating On Contact Area Tin Plating On Solder Area	Full Tin Plating
GA : Gold Flash GC : Gold 10u" GD : Gold 15u" GE : Gold 30u"	SA : Gold Flash SC : Gold 10u" SD : Gold 15u" SE : Gold 30u"	TA : Tin 100u"	

GENERAL TOLERANCE		單位 (UNIT)	料號 (PART NO.)	圖號 (DWG NO.)	比例 (SCALE)	張數 (SHEET)	名稱 (TITLE):
X. ± 0.50	X. ° ± 5°	mm	FHAA-M1XX-0XXX-XX	FHAA-M1XX-0X	3:1	1/1	IO PARTS Enterprise Co., Ltd.
.X ± 0.20	.X ° ± 2°	Alice	檢驗 (CHECKED) Mary	製圖 (DRAWN) Fen-Fen	縮法 (PROJ.)	A	Female Header P2.54mm Profile : 5.0mm, Single Row, SMD Type
.X X ± 0.10	.X X ° ± 1°	SCM1	DATE:2008/03/05				


 玆允企業有限公司
 IO PARTS Enterprise Co., Ltd.