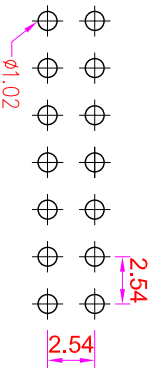
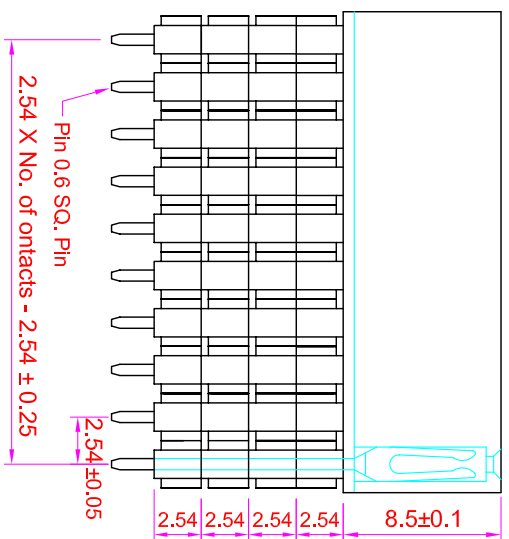
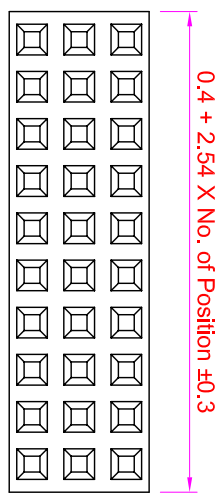
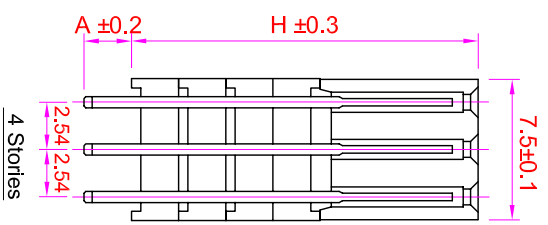
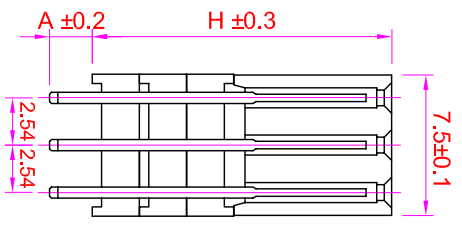
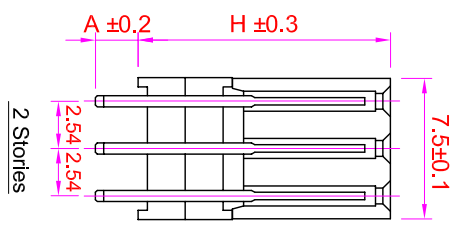
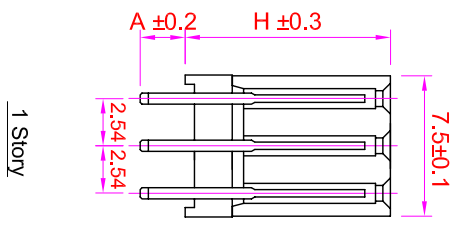


**RoHS**



Elevated Story Option	H	A	Elevated Story Option	H	A
1EA	11.04	7.38	3EA	16.12	2.30
1EB	11.04	12.20	3EB	16.12	7.10
1EC	11.04	2.30	3EC	16.12	3.50
2EA	13.56	4.84	4EA	18.66	4.60
2EB	13.56	9.65	4EB	17.62	5.64

Recommended  
P.C. Board Hole Layout



**Specifications**  
 Current Rating : 3 Amps  
 Insulator Resistance : 1000 Megohms min.  
 Contact Resistance : 20 m ohms max.  
 Dielectric Withstanding : AC 600V  
 Operating Temperature : -40° C ~ +105° C  
 Contact Material : Brass  
 Insulator Material : Polyester, UL 94V-0 P.B.T.  
 Contact Plated : See Option  
 Standard: Full Gold Flash

**Order Information**

FHA6 - S 3 XX - XXX XX  
 Serial Type  
 Terminal Option  
 S : Straight Type  
 Row Option  
 3 : Triple Row  
 No. of Pin Per Row  
 Elevated Story Option  
 See Option  
 Contact Plating

Contact Plating Option	Full Gold Plating	Gold Plating On Contact Area Thin Plating On Solder Area	Full Tin Plating
	GA : Gold Flash GC : Gold 100μ GD : Gold 150μ GE : Gold 300μ	SA : Gold Flash SD : Gold 100μ SE : Gold 150μ SE : Gold 300μ	TA : Tin 1000μ

GENERAL TOLERANCE		單位 (UNIT)	料號 (PART NO.)		圖號 (DWG NO.)		名稱 (TITLE)	
X. ± 0.50	X. ° ± 5°	mm	FHA6-S3XX-XXXXGA	FHA6-S3XX-XXX	3:1	1/1	IO PARTS Enterprise Co.,Ltd.	
.XX ± 0.20	.X ° ± 2°	審核 (APPROVAL)	Mary	Fen-Fen	SCALE	SHEET	Elevated Story, Triple Row, Straight Type	
.XX ± 0.10	.X X ° ± 1°							
DATE:2010/03/10	SCM1	Alice						

Rev	Modification	Date	Validate

**IO PARTS Enterprise Co.,Ltd.**