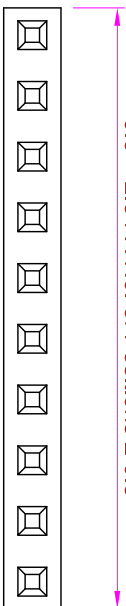
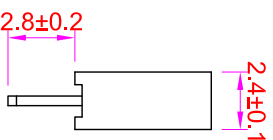
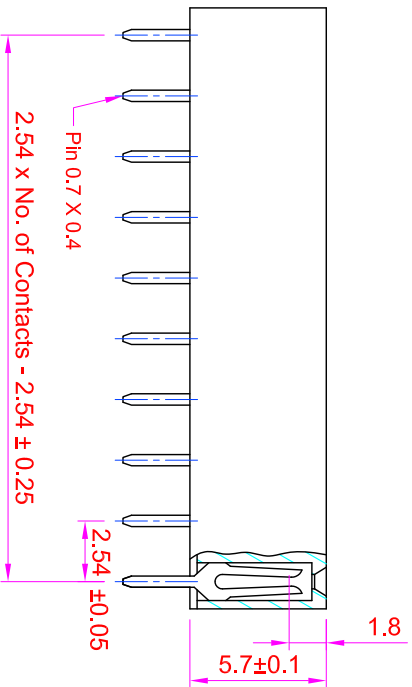
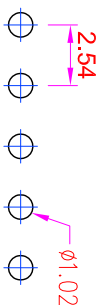


ROHS

0.5 + 2.54 X NO. of Positions ± 0.3



Recommended P.C. Board Hole Layout



Specifications
 Current Rating : 3 Amps
 Insulator Resistance : 1000 Megohms min.
 Contact Resistance : 20 m ohms max.
 Dielectric Withstanding : AC 600V
 Operating Temperature : -40°C ~ +105°C
 Contact Material : Phosphor Bronze
 Insulator Material : Polyester, UL 94V-0 P.B.T.
 Contact Plated : See Option
 Standard: Full Gold Flash

Order Information

FHA2 - S 1 XX - 00 XX - X

Serial No. _____
 Terminal Type _____
 S : Straight Type
 Row Type _____
 1 : Single Row
 No. of Contact Per Row _____
 Contact Plated _____
 Insulator Material _____
 Blank : P.B.T.
 9: Nylon-9T

Contact Plating Option	Full Gold Plating	Gold Plating On Contact Area Tin Plating On Solder Area	Full Tin Plating
GA : Gold Flash GC : Gold 10u" GD : Gold 15u" GE : Gold 30u"	SA : Gold Flash SC : Gold 10u" SD : Gold 15u" SE : Gold 30u"	TA : Tin 100u"	

GENERAL TOLERANCE	
X. ± 0.50	X. ° ± 5°
.X ± 0.20	.X ° ± 2°
.XX ± 0.10	.XX ° ± 1°
DATE:2008/03/05	SCM1

單位 (UNIT)	料號 (PART NO.)	檢驗 (APPROVAL)	料號 (CHECKED)	製圖 (DRAWING)
mm	FHA2-S1XX-00XX-X	Alice	Mary	Fen-Fen

圖號 (DWG NO.)	比例 (SCALE)	張數 (SHEET)	圖法 (PROJ.)
FHA2-S1XX	3:1	1/1	A

玖允企業有限公司
 IO PARTS Enterprise Co., Ltd.
 名稱 (TITLE): Female Header P-2.54 x 2.54 mm
 Profile : 5.7mm, Straight Type, Single Row