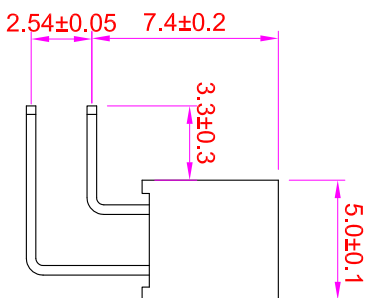
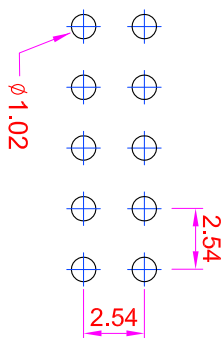
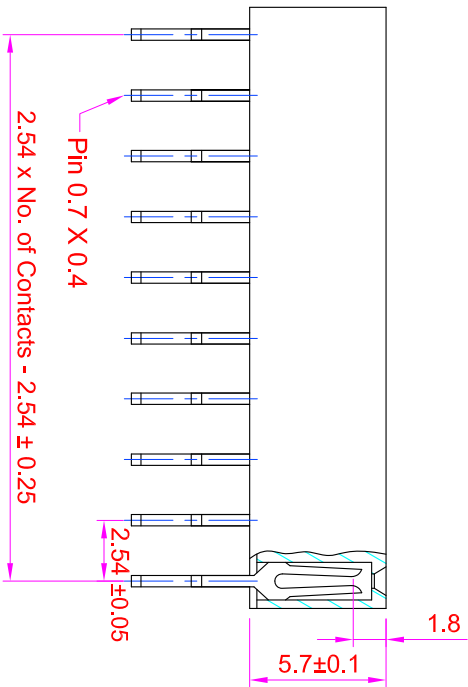
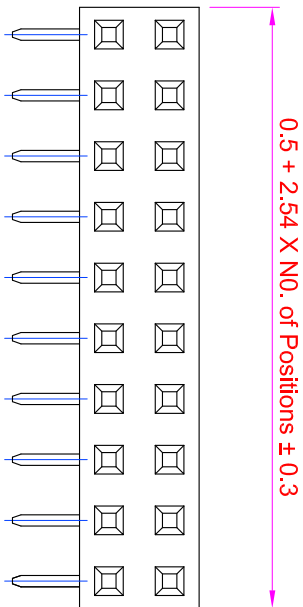


ROHS



**Recommended  
P.C. Board Hole Layout**

**Specifications**  
 Current Rating : 3 Amps  
 Insulator Resistance : 1000 Megohms min.  
 Contact Resistance : 20 m ohms max.  
 Dielectric Withstanding : AC 600V  
 Operating Temperature : -40°C ~ +105°C  
 Contact Material : Phosphor Bronze  
 Insulator Material : Polyester, UL 94V-0 P.B.T.  
 Contact Plated : See Option  
 Standard: Full Gold Flash

**Order Information**

FHA2 - R 2 XX - 0 0 XX - X

Serial No.: \_\_\_\_\_  
 Terminal Type \_\_\_\_\_  
 R: Right Angle  
 Row Type \_\_\_\_\_  
 2 : Dual Row  
 No. of Contact Per Row \_\_\_\_\_  
 Contact Plated \_\_\_\_\_  
 Insulator Material \_\_\_\_\_  
 Blank : PBT  
 9: Nylon-9T

Contact Plating Option	Full Gold Plating	Gold Plating On Contact Area Tin Plating On Solder Area	Full Tin Plating
GA : Gold Flash GC : Gold 10u" GD : Gold 15u" GE : Gold 30u"	SA : Gold Flash SC : Gold 10u" SD : Gold 15u" SE : Gold 30u"	TA : Tin 100u"	

GENERAL TOLERANCE	
X. ± 0.50	X. ° ± 5°
.X ± 0.20	.X ° ± 2°
.XX ± 0.10	.XX ° ± 1°
DATE:2008/03/05	SCM1

單位 (UNIT)	料號 (PART NO.)	檢驗 (CHECKED)	製圖 (DRAWN)
mm	FHA2-R2XX-00XX-X	Mary	Fen-Fen
Alice			

圖號 (DWG NO.)	比例 (SCALE)	張數 (SHEET)	圖法 (PROJ.)
FHA2-R2XX	3:1	1/1	REV. A

**玖允企業有限公司**  
 IO PARTS Enterprise Co., Ltd.  
 名稱 (TITLE): Female Header P:2.54 X 2.54mm  
 Profile : 5.7mm, Dual Row, Right Angle Type