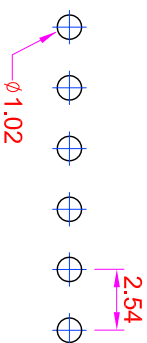
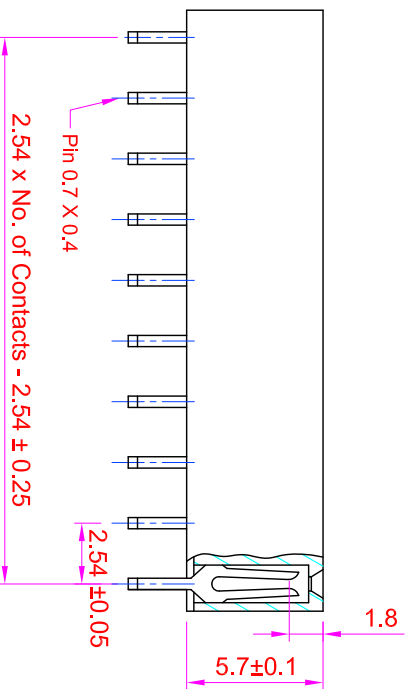
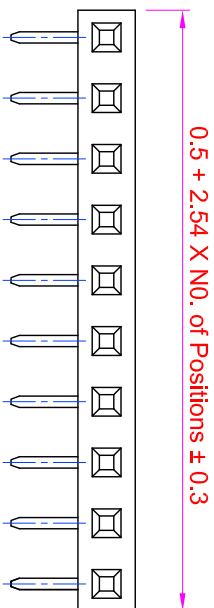
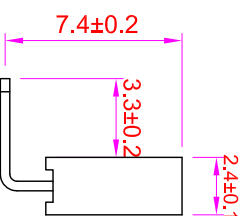


ROHS



Recommended

P.C. Board Hole Layout



Specifications

- Current Rating : 3 Amps
- Insulator Resistance : 1000 Megohms min.
- Contact Resistance : 20 m ohms max.
- Dielectric Withstanding : AC 600V
- Operating Temperature : -40°C ~ +105°C
- Contact Material : Phosphor Bronze
- Insulator Material : Polyester, UL 94V-0 P.B.T.
- Contact Plated : See Option
- Standard: Full Gold Flash

Order Information

FHA2 - R 1 XX - 00 XX - X

- Serial No. _____
- Terminal Type _____
- R: Right Angle
- Row Type _____
- 1 : Single Row
- No. of Contact Per Row _____
- Contact Plated _____
- Insulator Material _____
- Blank : PBT
- 9: Nylon-9T

Contact Plating Option	Full Gold Plating	Gold Plating On Contact Area Tin Plating On Solder Area	Full Tin Plating
GA : Gold Flash GC : Gold 10u" GD : Gold 15u" GE : Gold 30u"	SA : Gold Flash SC : Gold 10u" SD : Gold 15u" SE : Gold 30u"	TA : Tin 100u"	

GENERAL TOLERANCE		單位 (UNIT)	料號 (PART NO.)	圖號 (DWG NO.)	比例 (SCALE)	張數 (SHEET)	名稱 (TITLE):
X. ± 0.50	X. ° ± 5°	mm	FHA2-R1XX-00XX-X	FHA2-R1XX	3:1	1/1	IO PARTS Enterprise Co., Ltd.
.X ± 0.20	.X ° ± 2°	Alice	核對 (CHECKED) Mary	製圖 (DRAWN) Fen-Fen	布法 (PROJ.)	A	Female Header P:2.54 X 2.54mm Profile : 5.7mm, Single Row, Right Angle Type
.XX ± 0.10	.XX ° ± 1°						
DATE:2008/03/05	SCM1						

IO PARTS Enterprise Co., Ltd.