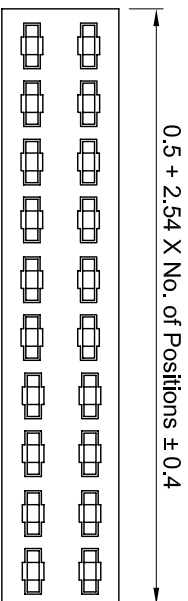
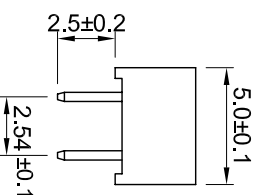
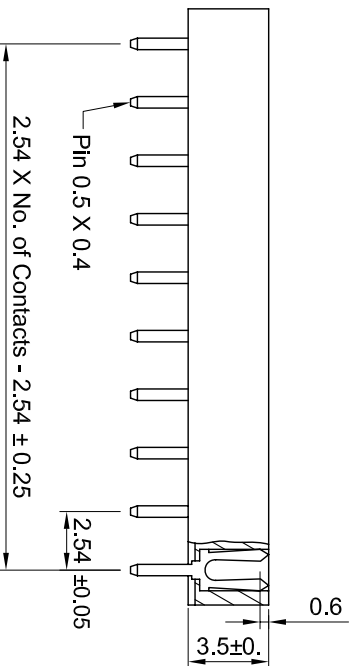
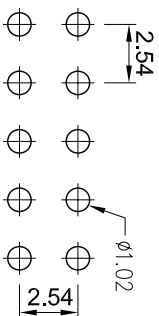


ROHS



**Recommended
P.C. Board Hole Layout**



Rev	Modification	Date	Validate

Specifications

Current Rating : 3 Amps
 Insulator Resistance : 1000 Megohms min.
 Contact Resistance : 20 m ohms max.
 Dielectric Withstanding : AC 600V
 Operating Temperature : -40° C ~ +105° C
 Contact Material : Phosphor Bronze
 Insulator Material : Polyester, UL 94V-0 P.B.T.
 Contact Plated : See Option
 Standard: Full Gold Flash

Order Information

FHA1 - S 2 XX - 00 XX - X
 Serial No. _____
 Terminal Type _____
 S : Straight Type
 Row Type _____
 2 : Dual Row
 No. of Contact Per Row _____
 Contact Plated _____
 Insulator Material _____
 Blank : PBT
 N : Nylon-6T

Contact Plating Option	Full Gold Plating	Gold Plating On Contact Area Tin Plating On Solder Area	Full Tin Plating
GA : Gold Flash GC : Gold 10u" GD : Gold 15u" GE : Gold 30u"	SA : Gold Flash SC : Gold 10u" SD : Gold 15u" SE : Gold 30u"	TA : Tin 100u"	

GENERAL TOLERANCE		單位 (UNIT)		料號 (PART NO.)		圖號 (DWG NO.)		比例 (SCALE)		張數 (SHEET)		名稱 (TITLE)	
X. ± 0.50	X. ° ± 5°	mm	mm	FHA1-S2XX	FHA1-S2XX-X	FHA1-S2XX	FHA1-S2XX	3:1	1/1	1	A	IO PARTS Enterprise Co., Ltd.	Female Header P-2.54 X 2.54mm
.X ± 0.20	.X ° ± 2°	Alice	Alice	Mary	Mary	Fen-Fen	Fen-Fen	3:1	1/1	1	A	IO PARTS Enterprise Co., Ltd.	Female Header P-2.54 X 2.54mm
.XX ± 0.10	.XX ° ± 1°							3:1	1/1	1	A	IO PARTS Enterprise Co., Ltd.	Female Header P-2.54 X 2.54mm
DATE:20080305	SCM1							3:1	1/1	1	A	IO PARTS Enterprise Co., Ltd.	Female Header P-2.54 X 2.54mm



IO PARTS Enterprise Co., Ltd.
 Profile : 3.5mm, Dual Row, Straight Type