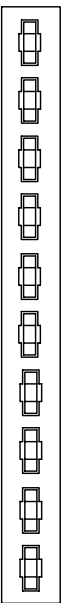


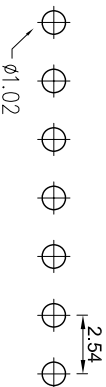
ROHS

0.5 + 2.54 X No. of Positions ± 0.4



Recommended

P.C. Board Hole Layout



Specifications

- Current Rating : 3 Amps
- Insulator Resistance : 1000 Megohms min.
- Contact Resistance : 20 m ohms max.
- Dielectric Withstanding : AC 600V
- Operating Temperature : -40° C ~ +105° C
- Contact Material : Phosphor Bronze
- Insulator Material : Polyester, UL 94V-0 Nylon-6T
- Contact Plated : See Option
- Standard: Full Gold Flash

Order Information

FHA1 - S 1 XX - 00 XX

Serial No. _____

Terminal Type _____

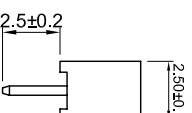
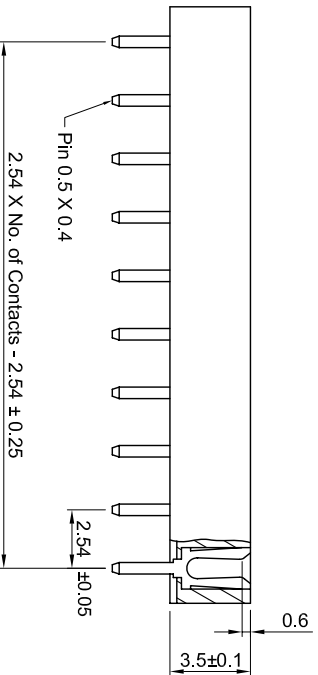
S : Straight Type

Row Type _____

1 : Single Row

No. of Contact Per Row _____

Contact Plated _____



Contact Plating Option	Full Gold Plating	Gold Plating On Contact Area Tin Plating On Solder Area	Full Tin Plating
GA : Gold Flash	GC : Gold 10u"	SA : Gold Flash	TA : Tin 100u"
GD : Gold 15u"	SD : Gold 15u"	SE : Gold 30u"	
GE : Gold 30u"			

IO 友允企業有限公司

IO PARTS Enterprise Co., Ltd.

名稱 (TITLE): Female Header P:2.54 X 2.54mm

Profile : 3.5mm, Single Row, Straight Type

GENERAL TOLERANCE		單位 (UNIT)	料號 (PART NO.)	圖號 (DWG NO.)	比例 (SCALE)	張數 (SHEET)	名稱 (TITLE)
X. ± 0.50	X. ° ± 5°	mm	FHA1-S1XX-00XX-X	FHA1-S1XX	3:1	1/1	Female Header P:2.54 X 2.54mm
.X ± 0.20	.X ° ± 2°						
.XX ± 0.10	.XX ° ± 1°						
DATE:20080305	SCM1	Alice	Mary	Fen-Fen	列法 (PROJ.)	更改 (REV.)	

