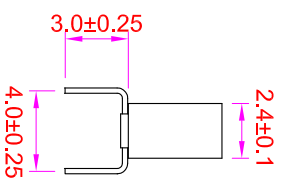
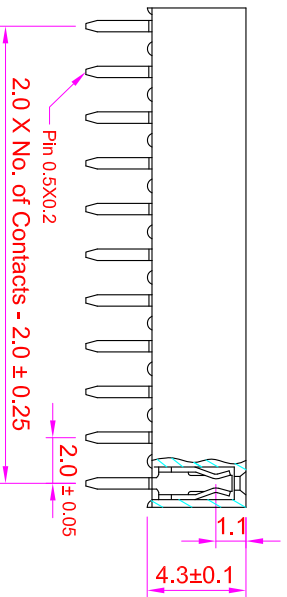
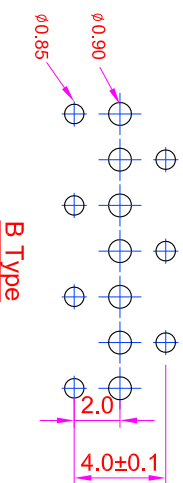
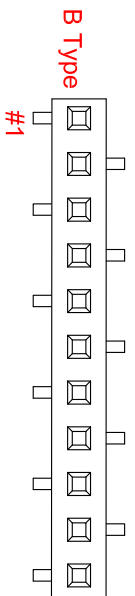
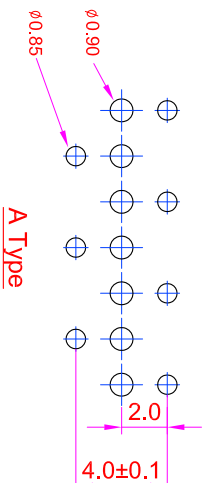
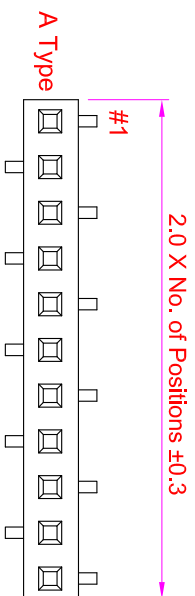


ROHS

Recommended
P.C. Board Hole Layout



Specifications
 Current Rating : 2 Amps
 Insulator Resistance : 1000 Megohms min.
 Contact Resistance : 20 m ohms max.
 Dielectric Withstanding : AC 500V
 Operating Temperature : -40°C ~ +125°C
 Contact Material : Phosphor Bronze
 Insulator Material : Polyester, UL 94V-0 Nylon-9T
 Contact Plated : See Option
 Standard: Full Gold Flash

Order Information

FHBE - S 1 XX - 0 X XX

Serial No. _____
 Terminal Type _____
 S : Straight Type
 Row Type _____
 1 : Single Row
 No. of Contact Per Row _____
 Pin Type Option _____
 A: A Type
 B: B Type
 Contact Plated _____

Contact Plating Option	Full Gold Plating	Gold Plating On Contact Area Tin Plating On Solder Area	Full Tin Plating
	GA : Gold Flash GC : Gold 10u" GD : Gold 15u" GE : Gold 30u"	SA : Gold Flash SC : Gold 10u" SD : Gold 15u" SE : Gold 30u"	TA : Tin 100u"

GENERAL TOLERANCE		單位 (UNIT)		料號 (PART NO.)		圖號 (DWG NO.)		名稱 (TITLE):	
X ± 0.50	X ° ± 5°	mm	FHBE-S1XX-0XXXX	FHBE-S1XX	Female Header P-2.0 x 2.0mm	IO PARTS Enterprise Co., Ltd.			
. X ± 0.20	. X ° ± 2°	Alice	Mary	Fen-Fen	Profile : 4.3mm, Single, Bottom Entry Type				
. X X ± 0.10	. X X ° ± 1°	DATE:20080305	SCM1	SCALE 3:1	SHEET 1/1				
				角注	更改				
				PROJ.	REV.				

J I H G F E D C B A

J I H G F E D C B A

1 2 3 4 5 6 7 8 9 10 11 12

1 2 3 4 5 6 7 8 9 10 11 12