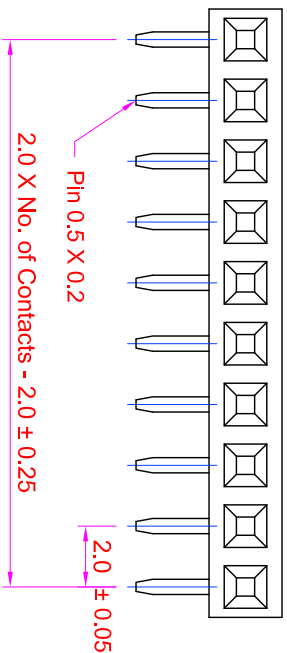
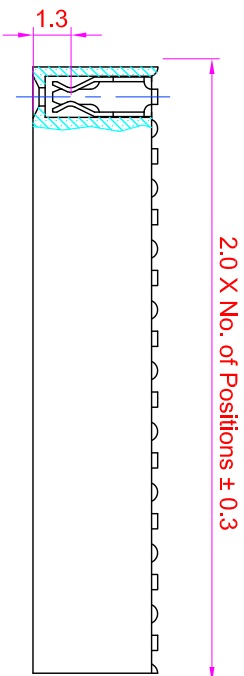
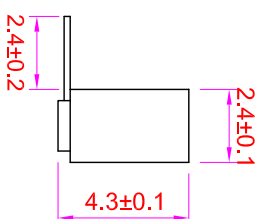
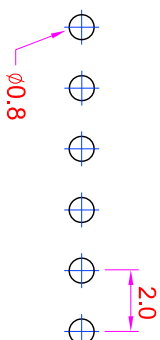


ROHS



**Recommended  
P.C. Board Hole Layout**



- Specifications**
- Current Rating : 2 Amps
  - Insulator Resistance : 1000 Megohms min.
  - Contact Resistance : 20 m ohms max.
  - Dielectric Withstanding : AC 500V
  - Operating Temperature : -40°C ~ +125°C
  - Contact Material : Phosphor Bronze
  - Insulator Material : Polyester, UL 94V-0 Nylon-9T
  - Contact Plated : See Option
  - Standard: Full Gold Flash

**Order Information**

FHB7 - R 1 XX - 00 XX

Serial No. \_\_\_\_\_

Terminal Type \_\_\_\_\_

R : Right Angle Type

Row Type \_\_\_\_\_

1 : Single Row

No. of Contact Per Row \_\_\_\_\_

Contact Plated \_\_\_\_\_

Contact Plating Option	Full Gold Plating	Gold Plating On Contact Area Tin Plating On Solder Area	Full Tin Plating
GA : Gold Flash GC : Gold 10u" GD : Gold 15u" GE : Gold 30u"	SA : Gold Flash SC : Gold 10u" SD : Gold 15u" SE : Gold 30u"	TA : Tin 100u"	

GENERAL TOLERANCE		單位 (UNIT)	料號 (PART NO.)	圖號 (DWG NO.)	比例 (SCALE)	張數 (SHEET)	名稱 (TITLE):
X. ± 0.50	X. ° ± 5°	mm	FHB7-R1XX-00XX	FHB7-R1XX	3:1	1/1	Female Header P-2.0 x 2.0mm
.X ± 0.20	.X ° ± 2°	Alice	檢驗 (CHECKED) Mary	製圖 (DRAWN) Fen-Fen	佈法 (PROJ.)	A	Profile : 4.3mm, Single Row, Right Angle Type
.XX ± 0.10	.XX ° ± 1°						
DATE:2010/09/10	SCM1						

**玖允企業有限公司**  
IO PARTS Enterprise Co., Ltd.