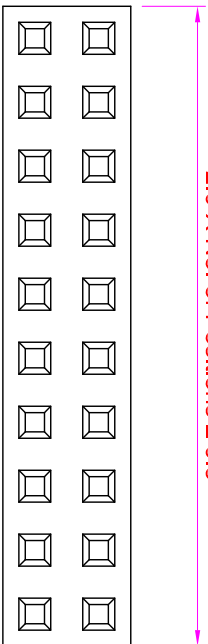
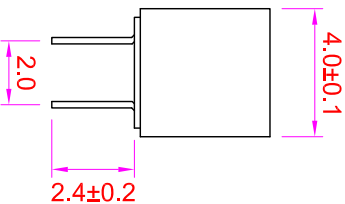
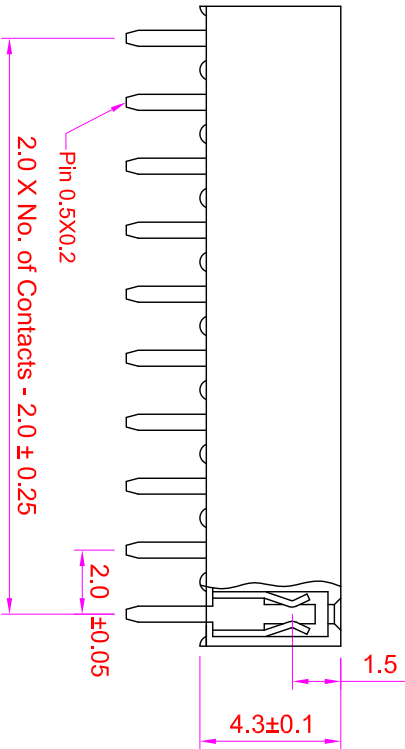
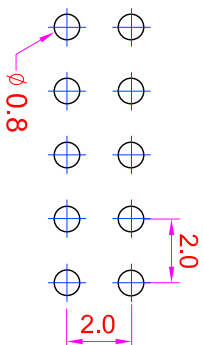


ROHS

2.0 X No. of Positions ± 0.3



Recommended
P.C. Board Hole Layout



Specifications
 Current Rating : 2 Amps
 Insulator Resistance : 1000 Megohms min.
 Contact Resistance : 20 m ohms max.
 Dielectric Withstanding : AC 500V
 Operating Temperature : -40°C ~ +125°C
 Contact Material : Phosphor Bronze
 Insulator Material : Polyester, UL 94V-0 Nylon-9T
 Contact Plated : See Option
 Standard: Full Gold Flash

Order Information

FHB4 - S 2 XX - 00 XX

Serial No. _____
 Terminal Type _____
 S : Straight Type
 Row Type _____
 2 : Dual Row
 No. of Contact Per Row _____
 Contact Plated _____

Contact Plating Option	Full Gold Plating	Gold Plating On Contact Area Tin Plating On Solder Area	Full Tin Plating
	GA : Gold Flash GC : Gold 10u" GD : Gold 15u" GE : Gold 30u"	SA : Gold Flash SC : Gold 10u" SD : Gold 15u" SE : Gold 30u"	TA : Tin 100u"

GENERAL TOLERANCE		單位 (UNIT)	料號 (PART NO.)	圖號 (DWG NO.)	比例 (SCALE)	張數 (SHEET)	名稱 (TITLE):
X. ± 0.50	X. ° ± 5°	mm	FHB4-S2XX-00XX	FHB4-S2XX	3:1	1/1	Female Header P:2.0 x 2.0mm
.X ± 0.20	.X ° ± 2°	Alice	檢驗 (CHECKED) Mary	製圖 (DRAWN) Fen-Fen	佈法 (PROJ.)	A	Profile : .4,3mm/W:4.0mm, Dual Row, Straight Type
.X X ± 0.10	.X X ° ± 1°						
DATE:2008/03/05	SCM1						

玖允企業有限公司
 IO PARTS Enterprise Co., Ltd.