Rev	Modification	Date	Drawn
B	Revised Post length Dim.	2012/02/08	Fen-Fen

RoHS

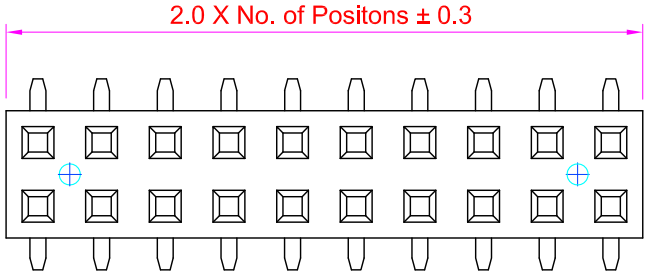

Recommended
P.C. Board SMD Layout

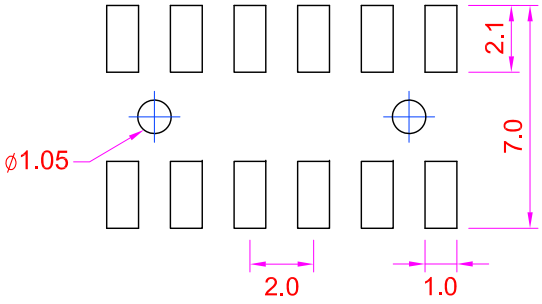

Specifications

Current Rating : 2 Amps
Insulator Resistance : 1000 Megohms min.
Contact Resistance : 20 m ohms max.
Dielectric Withstanding : AC 500V
Operating Temperature : -40°C ~ +125°C
Contact Material :Phosphor Bronze
Insulator Material : Polyester, UL 94V-0 Nylon-9T
Contact Plated : See Option
Standard:Full Gold Flash

Order Information

FHB3 - M 2 XX - X 0 XX - X X

- Serial No. — FHB3
- Terminal Type — M
  - M : SMD Type
- Row Type — 2
  - 2 : Dual Row
- No. of Contact per Row — XX
- Post Option — X
  - 0 : Without Post
  - 1 : With Post
- Contact Plated — XX
- Cap Option — X
  - B : No Cap
  - F : Film
  - M : Metal Cap
  - P : Plastic Cap
- Packing Method — X
  - T : In Tube
  - R : Tape & Reel

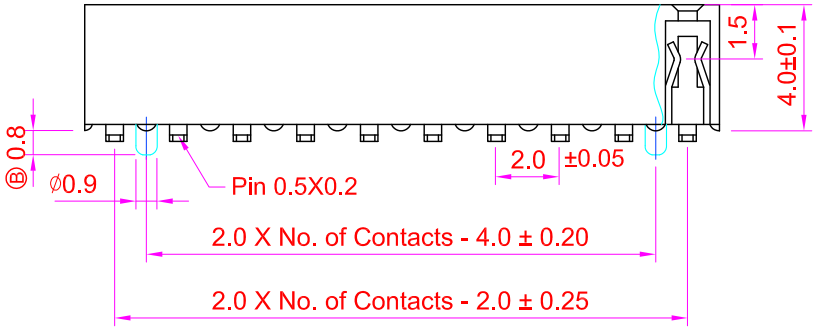

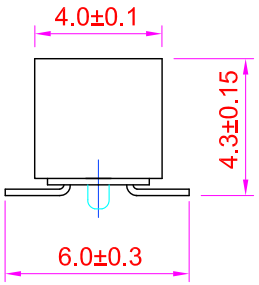

Contact Plating Option	Full Gold Plating	Gold Plating On Contact Area Tin Plating On Solder Area	Full Tin Plating
	GA : Gold Flash GC : Gold 10u" GD : Gold 15u" GE : Gold 30u"	SA : Gold Flash SC : Gold 10u" SD : Gold 15u" SE : Gold 30u"	TA : Tin 100u"

GENERIAL TOLERANCE		單 位 (UNIT)	料 號 (PART NO.)		圖號 (DWG NO.)		
X . ± 0.50	X . ° ± 5 °	mm	FHB3-M2XX-10XX-XX		FHB3-M2XX		竑允企業有限公司 IO PARTS Enterprise Co.,Ltd.
. X ± 0.20	. X ° ± 2 °	審核 (APPROVAL)	核對 (CHECKED)	製圖 (DRAWN)	比 例 SCALE 3:1	張 數 SHEET 1/1	名稱 (TITLE): Female Header P:2.0 x 2.0mm
. X X ± 0.10	. X X ° ± 1 °	Alice	Mary	Fen-Fen	角 法 PROJ.	更 改 REV. B	Profile :4.0mm/ W:4.0mm, Dual Row, SMD Type
DATE:2009/03/05	SCM1						