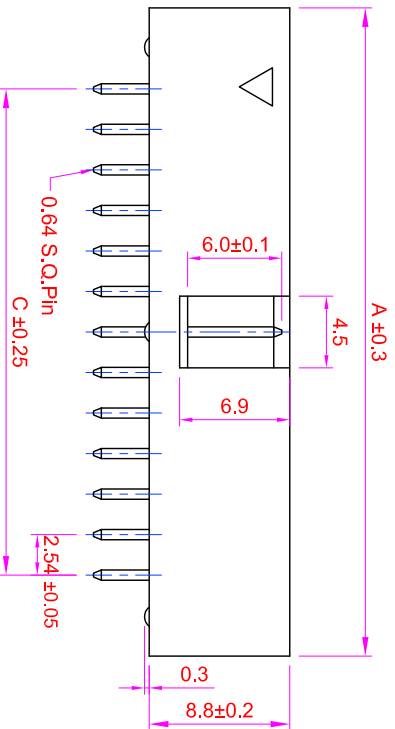
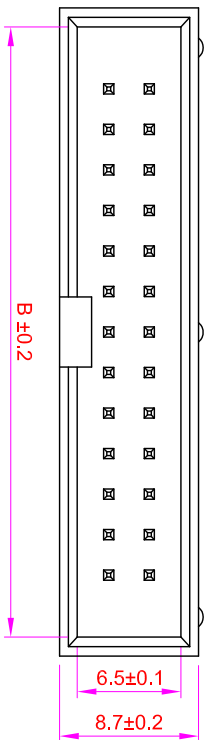
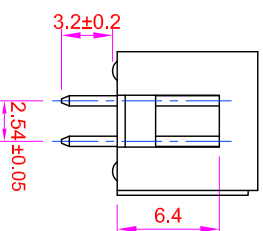
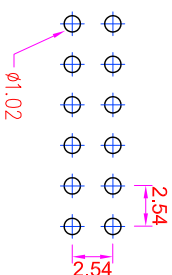


**ROHS**



Recommended  
P.C. Board Hole Layout



**Specifications**  
 Current Rating : 3 Amps  
 Insulator Resistance : 1000 Megohms min.  
 Contact Resistance : 20 m ohms max.  
 Dielectric Withstanding : AC 600V  
 Operating Temperature : -40°C ~ +105°C  
 Contact Material : Brass  
 Insulator Material : Polyester, UL 94V-0 P.B.T.  
 Contact Plated : See Option  
 Standard: Full Gold Flash

**Order Information**

BHA1 - S 0 XX - 0 0 XX -N  
 Serial No. \_\_\_\_\_  
 Terminal Type \_\_\_\_\_  
 S : Straight Type  
 No. of Contacts \_\_\_\_\_  
 Contact Plated \_\_\_\_\_  
 Insulator Material \_\_\_\_\_  
 0:PBT  
 N:Nylon-6T

CONTACTS	DIMENSION			CONTACTS	DIMENSION		
	A	B	C		A	B	C
06P	15.24	12.70	5.08	26P	40.64	38.24	30.48
08P	17.78	15.24	7.62	30P	45.72	43.32	35.56
10P	20.32	17.78	10.16	34P	50.80	48.40	40.64
12P	22.86	20.46	12.70	40P	58.42	56.02	48.26
14P	25.40	23.00	15.24	44P	63.50	61.10	53.34
16P	27.94	25.40	17.78	50P	71.12	68.72	60.96
20P	33.02	30.62	22.86	60P	83.82	81.42	73.66
24P	38.10	35.70	27.94	64P	88.90	86.50	78.74

Contact Plating Option	Full Gold Plating	Gold Plating On Contact Area Tin Plating On Solder Area	Full Tin Plating
GA : Gold Flash GC : Gold 10u" GD : Gold 15u" GE : Gold 30u"	SA : Gold Flash SC : Gold 10u" SD : Gold 15u" SE : Gold 30u"	TA : Tin 100u"	

GENERAL TOLERANCE		單位 (UNIT)
X. ± 0.50	X. ° ± 5°	mm
.X ± 0.20	.X ° ± 2°	
.XX ± 0.10	.XX ° ± 1°	
DATE:2008/03/05	SGQ	

料號 (PART NO.)	審核 (CHECKED)	製圖 (DRAWN)
BHA1-S0XX-00XX-X	Mary	Fen-Fen

圖號 (DWG NO.)	比例 (SCALE)	張數 (SHEET)
BHA1-S0XX	3:1	1/1

名稱 (TITLE):  
**IO PARTS Enterprise Co., Ltd.**  
 允允企業有限公司  
 Box Header P2.54mm  
 Straight Dip Type