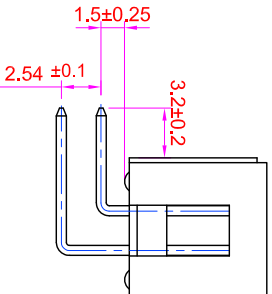
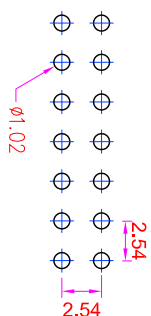
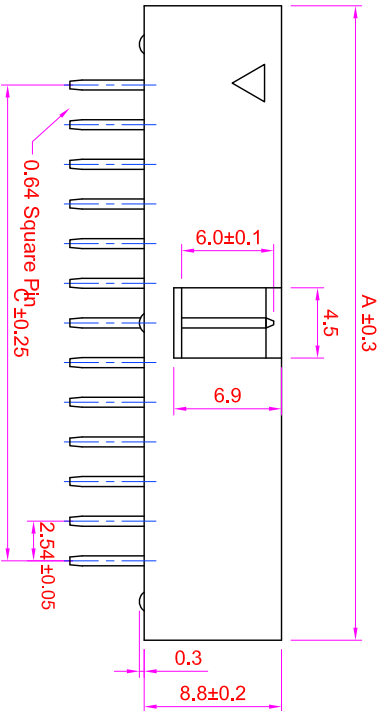
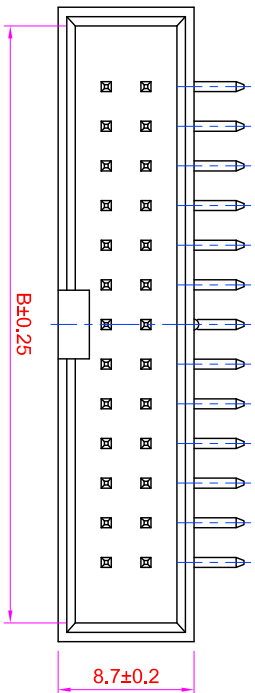


**ROHS**



**Recommended  
P.C. Board Hole Layout**

- Specifications**
- Current Rating : 3 Amps
  - Insulator Resistance : 1000 Megohms min.
  - Contact Resistance : 20 m ohms max.
  - Dielectric Withstanding : AC 600V
  - Operating Temperature : -40°C ~ +105°C
  - Contact Material : Brass
  - Insulator Material : Polyester, UL 94V-0 P.B.T.
  - Contact Plated : See Option
  - Standard: Full Gold Flash

**Order Information**

**BHA1 - R 0 XX - 0 0 XX - N**

- Serial No. \_\_\_\_\_
- Terminal Type \_\_\_\_\_
- R : Right Angle Type \_\_\_\_\_
- No. of Contacts \_\_\_\_\_
- Contact Plated \_\_\_\_\_
- Insulator Material \_\_\_\_\_
- Blank : PBT ( Standard ) \_\_\_\_\_
- N : Nylon-6T \_\_\_\_\_

CONTACTS	DIMENASION			CONTACTS	DIMENASION		
	A	B	C		A	B	C
06P	15.24	12.70	5.08	26P	40.64	38.24	30.48
08P	17.78	15.24	7.62	30P	45.72	43.32	35.56
10P	20.32	17.78	10.16	34P	50.80	48.40	40.64
12P	22.86	20.46	12.70	40P	58.42	56.02	48.26
14P	25.40	23.00	15.24	44P	63.50	61.10	53.34
16P	27.94	25.40	17.78	50P	71.12	68.72	60.96
20P	33.02	30.62	22.86	60P	83.82	81.42	73.66
24P	38.10	35.70	27.94	64P	88.90	86.50	78.74

Contact Plating Option	Full Gold Plating	Gold Plated On Contact Area Tin Plated On Solder Area	Full Tin Plating
GA : Gold Flash GC : Gold 10u" GD : Gold 15u" GE : Gold 30u"	SA : Gold Flash SC : Gold 10u" SD : Gold 15u" SE : Gold 30u"	TA : Tin 100u"	

GENERAL TOLERANCE		單位 (UNIT)	
X. ± 0.50	X. ° ± 5°	mm	
.X ± 0.20	.X ° ± 2°		
.X X ± 0.10	.X X ° ± 1°		

料號 (PART NO.)	審核 (APPROVAL)	料號 (CHECKED)	製圖 (DRAWING)
BHA1-R0XX-00XX-X	Alice	Mary	Fen-Fen

圖號 (DWG NO.)	比例 (SCALE)	張數 (SHEET)	圖法 (PROJ.)
BHA1-R0XX	Free	1/1	A

**允企業有限公司**  
IO PARTS Enterprise Co., Ltd.  
Box Header Pitch: 2.54mm  
Right Angle Dip Type

Rev	Modification Content	Date	Validate