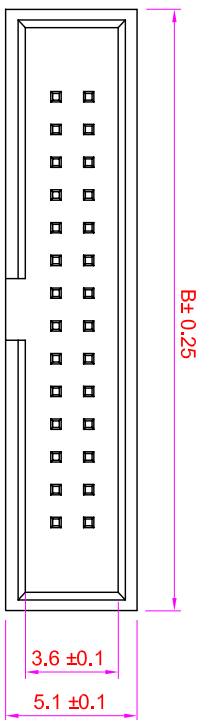
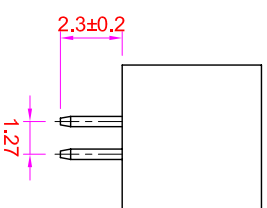
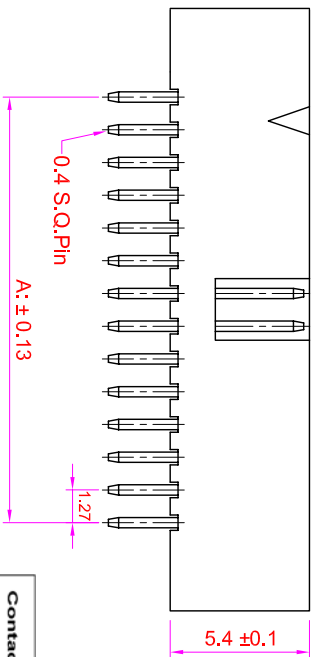
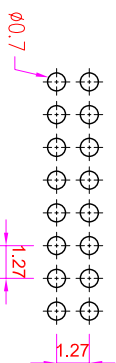


ROHS



Recommended  
P.C. Board Hole Layout



Contacts	Dimension		Contacts	Dimension	
	A	B		A	B
06	2.54	10.11	40	24.13	31.70
10	5.08	12.65	44	26.67	34.24
12	6.35	13.92	50	30.48	38.05
14	7.62	15.19	60	36.83	44.40
16	8.89	16.46	64	39.37	46.94
20	11.43	19.00	68	41.91	49.48
26	15.24	22.81	80	49.53	57.10
30	17.78	25.35	100	62.23	68.90
34	20.32	27.89			

Contact Plating		Option	
Full Gold Plating	Gold Plated On Contact Area	Full Tin Plating	
Option	Tin Plated On Solder Area		
GA : Gold Flash	GC : Gold 10u"	SA : Gold Flash	TA : Tin 100u"
GD : Gold 15u"	GE : Gold 30u"	SC : Gold 15u"	SD : Gold 15u"
		SE : Gold 30u"	

**Specifications**  
 Current Rating : 1 Amp  
 Insulator Resistance : 1000 Megohms min.  
 Contact Resistance : 20 m ohms max.  
 Dielectric Withstanding : AC 300V  
 Operating Temperature : -40°C ~ +105°C  
 Contact Material : Brass  
 Insulator Material : Polyester, UL 94V-0 LCP  
 Contact Plated : See Option  
 Standard: Full Gold Flash

**Order Information**

BHC2 - S 0 XX - 0 0 XX - X

Serial No. \_\_\_\_\_  
 Terminal Type \_\_\_\_\_  
 S : Straight Type  
 No. of Contact \_\_\_\_\_  
 Contact Plated \_\_\_\_\_  
 Insulator Option \_\_\_\_\_  
 N : Nylon-6T  
 L : LCP ( Standard )

GENERAL TOLERANCE		單位 (UNIT)		料號 (PART NO.)		圖號 (DWG. NO.)	
X. ± 0.50	X. ° ± 5°	mm	BHC2-S0XX-00XX-X	BHC2-S0XX	比例	張數	1/1
.X ± 0.20	.X ° ± 2°	審核 (APPROVAL)	Alice	校對 (CHECKED)	Mary	製圖 (DRAWN)	Fen-Fen
.XX ± 0.10	.XX ° ± 1°	DATE:2011/01/12	SC2	角法	PROJ.	REV.	A

**IO PARTS Enterprise Co., Ltd.**  
 名册 (TITLE): Box Header P1.27 X 1.27mm  
 H:5.4mm Straight Type