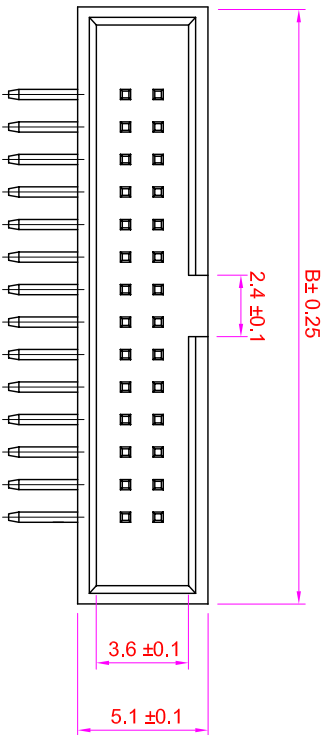
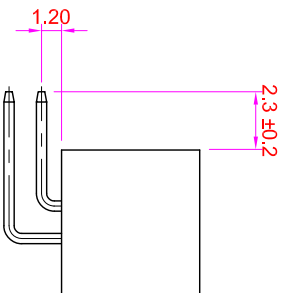
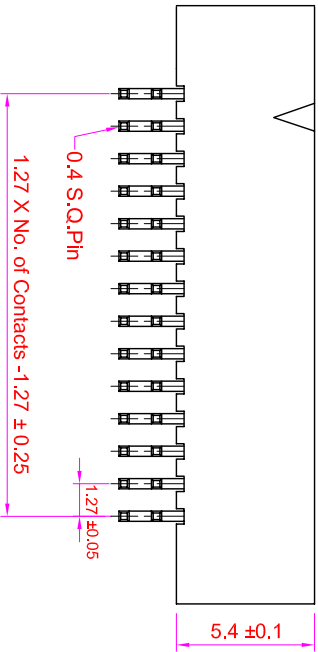
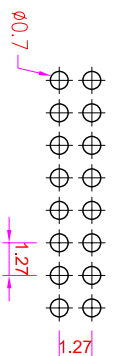


ROHS



Recommended  
P.C. Board Hole Layout



Specifications

- Current Rating : 1 Amp
- Insulator Resistance : 1000 Megohms min.
- Contact Resistance : 20 m ohms max.
- Dielectric Withstanding : AC 300V
- Operating Temperature : -40°C ~ +105°C
- Contact Material : Brass
- Insulator Material : Polyester, UL 94V-0 LCP
- Contact Plated : See Option
- Standard: Full Gold Flash

Order Information

BHC2 - R 0 XX - 0 0 XX - X

- Serial No. \_\_\_\_\_
- Terminal Type \_\_\_\_\_
- R : Right Angle Type
- No. of Contact \_\_\_\_\_
- Contact Plated \_\_\_\_\_
- Insulator Option \_\_\_\_\_
- N : Nylon-6T
- L : LCP ( Standard)

Contact Plating Option	Full Gold Plating	Gold Plated On Contact Areas Tfn Plated On Solder Areas	Full Tfn Plating
GA : Gold Flash GC : Gold 10u" GD : Gold 15u" GE : Gold 30u"	SA : Gold Flash SC : Gold 10u" SD : Gold 15u" SE : Gold 30u"	TA : Tfn 100u"	

比例 SCALE 4:1  
張數 SHEET 1/1  
更改 REV. A

IO 竣允企業有限公司  
IO PARTS Enterprise Co., Ltd.

GENERAL TOLERANCE		單位 (UNIT)		料號 (PART NO.)		圖號 (DWG NO.)	
X. ± 0.50	X. ° ± 5°	mm	BHC2-R0XX-00XX-X	BHC2-R0XX	比例 SCALE 4:1	張數 SHEET 1/1	名稱 (TITLE):
.X ± 0.20	.X ° ± 2°	Alice	Mary	Fen-Fen	角法 PROJ.	更改 REV. A	Box Header P1.27 X 1.27mm
.XX ± 0.10	.XX ° ± 1°	DATE2011/01/12	SC2				H:5.4mm Right Angle Type

J 1 2 3 4 5 6 7 8 9 10 11 12