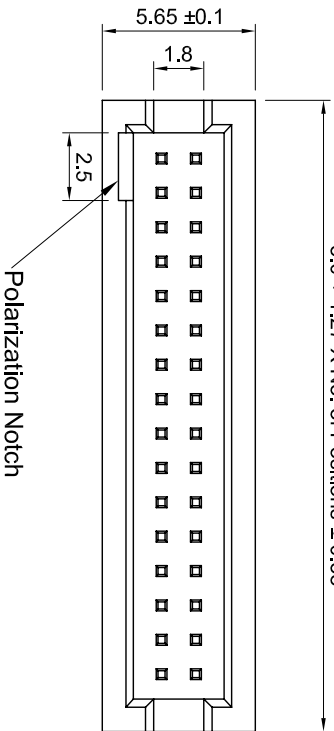
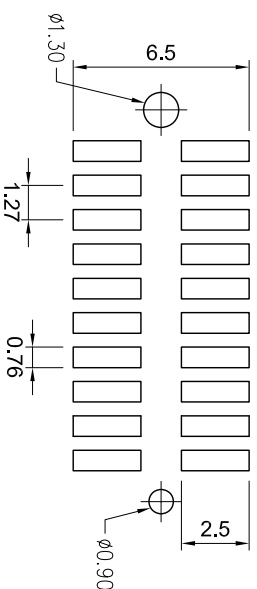


ROHS

3.0 + 1.27 X No. of Positions ± 0.38



Polarization Notch



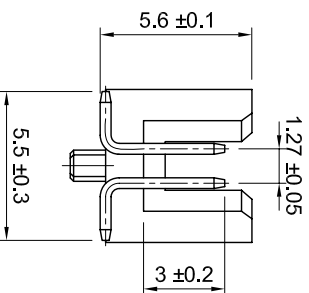
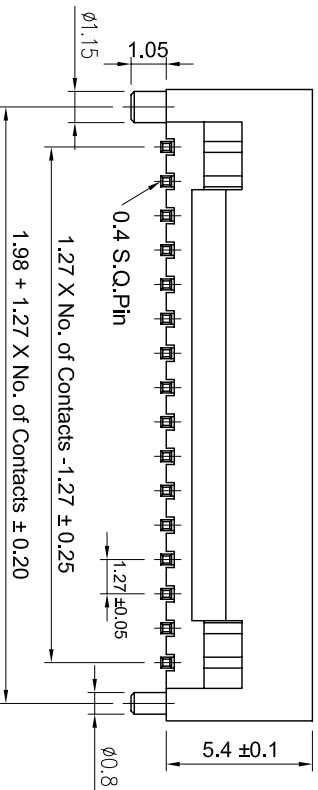
Recommended P.C. Board SMD Layout

Specifications
 Current Rating : 1 Amp
 Insulator Resistance : 1000 Megohms min.
 Contact Resistance : 20 m ohms max.
 Dielectric Withstanding : AC 300V
 Operating Temperature : -40°C ~ +105°C
 Contact Material : Brass
 Insulator Material : Polyester, UL 94V-0 Nylon-6T
 Contact Plated : See Option
 Standard: Full Gold Flash

Order Information

BHC1 - M 0 XX - X 0 XX - X X - X

- Serial No. _____
- Terminal Type _____
- M:SMD Type _____
- No. of Contacts _____
- Body Option _____
- A: With Post & With Polarization Notch
- C: Without Post & With Polarization Notch
- Contact Plated _____
- Cap Option _____
- B : Blank
- P : Plastic Cap
- Packing Method _____
- T : In Tube
- R : Tape & Reel
- Insulator Option _____
- N : Nylon-6T (Standard)
- L : LCP



Contact Plating Option	Full Gold Plating	Gold Plated On Contact Area Tin Plated On Solder Area	Full Tin Plating
GA : Gold Flash GC : Gold 10u" GD : Gold 15u" GE : Gold 30u"	SA : Gold Flash SC : Gold 10u" SD : Gold 15u" SE : Gold 30u"	TA : Tin 100u"	

GENERAL TOLERANCE

單位 (UNIT)	X. ± 0.50	X. ° ± 5°
mm	.X ± 0.20	.X ° ± 2°
	.XX ± 0.10	.XX ° ± 1°

料號 (PART NO.)	BHC1-M0XX-A0XX-XX
單位 (UNIT)	mm
核准 (APPROVAL)	Alice
核對 (CHECKED)	Mary
繪圖 (DRAWN)	Fen-Fen

圖號 (DWG NO.)	BHC1-M0XX
比例 (SCALE)	5:1
圖法 (PROJ.)	第一角
圖號 (DWG NO.) <th>BHC1-M0XX</th>	BHC1-M0XX
圖號 (DWG NO.) <th>BHC1-M0XX</th>	BHC1-M0XX
圖號 (DWG NO.) <th>BHC1-M0XX</th>	BHC1-M0XX

IO 宏允企業有限公司
 IO PARTS Enterprise Co., Ltd.
 名稱 (TITLE) : Box Header P1.27 X 1.27mm
 H:5.4mm SMD Type

Rev	Modification	Date	Validate