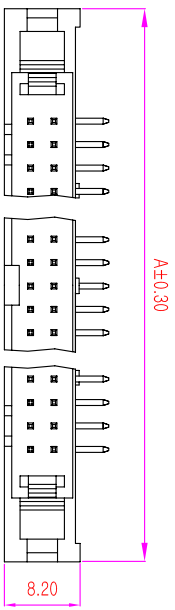
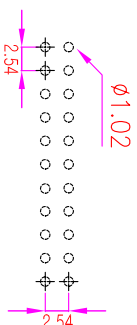


ROHS

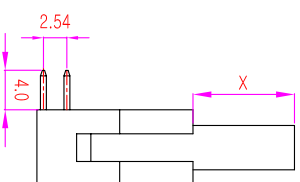
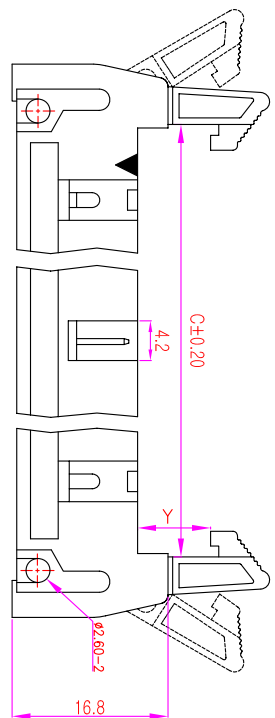


**Recommended
P.C. Board Hole Layout**



Specifications
 Current Rating : 3 Amps
 Insulator Resistance : 1000 Megohms min.
 Contact Resistance : 20 m ohms max.
 Dielectric Withstanding : AC 600V
 Operating Temperature : -40°C ~ +105°C
 Contact Material : Brass
 Insulator Material : Polyester, UL 94V-0 PBT
 Contact Plated : See Option
 Standard: Full Gold Flash

Order Information



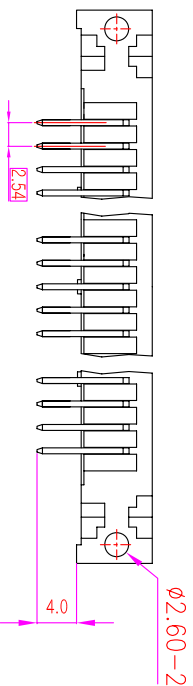
EH A1 - R 0 XX - X X XX

Serial No. _____
 Terminal Type _____
 R : Right Angle Type
 No. Of Contact _____

Latch Dimensions	
Type	Long
X	11.10
Y	8.20
	4.10

Pos.	Dimensions		
	A	B	C
10	32.00	10.16	18.00
12	31.80	12.70	20.50
14	37.08	15.24	23.04
16	39.62	17.78	25.58
20	44.70	22.86	30.33
24	49.78	27.94	35.74
26	52.32	30.48	38.28
30	57.40	35.56	43.68
34	62.48	40.64	48.44
40	70.10	48.26	56.06
50	82.80	60.96	68.76
60	95.80	73.66	82.00
64	100.9	78.74	87.10

Latch Option _____
 0: Without Latch
 L: Long Latch
 S: Short Latch
 Insulator Color Option _____
 B: Black Color
 G: Grey Color
 Contact Plated _____
 GA: Full Gold Flash



GENERAL TOLERANCE		單位 (UNIT)	
X. ± 0.50	X. ° ± 5°	mm	
.X ± 0.20	.X ° ± 2°		
.XX ± 0.10	.XX ° ± 1°	Alice	
DATE:2009/03/31	SSQ		

料號 (PART NO.)	料號 (CHECKED)	製圖 (DRAWN)	審核 (APPROVAL)
EH A1 -R0XX -XXXX	Mary	Fen-Fen	Alice

圖號 (DWG NO.)	比例 SCALE	張數 SHEET	更改 REV.
EH A1 -R0XX	3:1	1/1	A

宏允企業有限公司
 IO PARTS Enterprise Co., Ltd.
 名稱 (TITLE): Full Latch Pitch : 2.54mm
 Right Angle Type